

PRICE MOVEMENT

The SET50 Index closed at 1,070.23 points, a decrease of 3.03 points, or about -0.28% from the previous month.

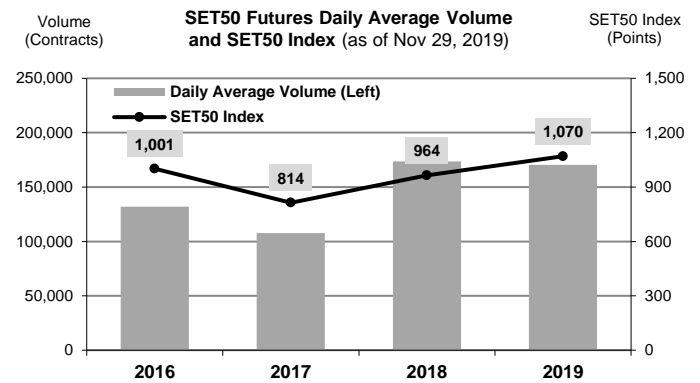
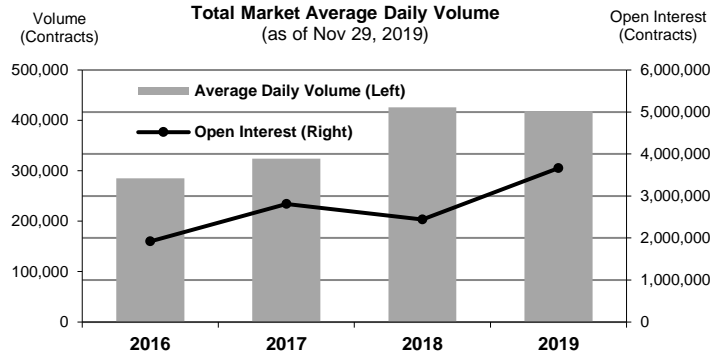
The SET Index closed at 1,590.59 points, a decrease of 10.90 points, or about -0.68% from the previous month.

The LBMA Gold Price AM for the end of month was at \$1456.35 a decrease of \$50.05 or -3.32% from the previous month.

TRADING STATISTICS

Unit : Contracts

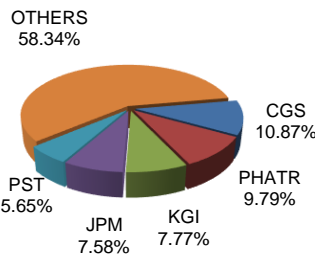
Contract	Daily average volume		Open Interest (as of Nov 29, 2019)	YTD Volume
	Nov 2019	Nov 2018		
Futures	431,217	274,432	3,593,340	92,628,080
SET50	184,692	155,767	385,923	38,366,751
Gold	8,429	10,656	36,488	3,406,433
Gold Online	19,448	1,938	48,086	3,590,773
Single Stock	217,082	104,109	3,088,759	46,580,267
USD	1,211	1,878	34,065	602,983
RSS3D	241	187	4	49,514
Options	7,011	4,714	71,215	1,532,237
SET50	7,011	4,714	71,215	1,532,237
TOTAL	438,229	279,146	3,664,555	94,160,317



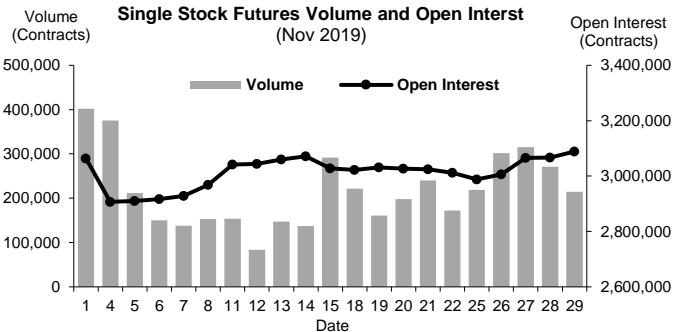
BROKER RANKING

Unit : Contracts

Rank	Broker	Volume	Percent
1	CGS	2,001,599	10.87%
2	PHATR	1,801,003	9.79%
3	KGI	1,429,934	7.77%
4	JPM	1,395,577	7.58%
5	PST	1,039,202	5.65%
Top 5 total		7,667,315	41.66%



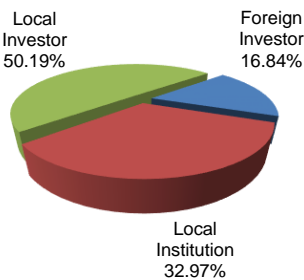
Single Stock Futures



INVESTOR BREAKDOWN

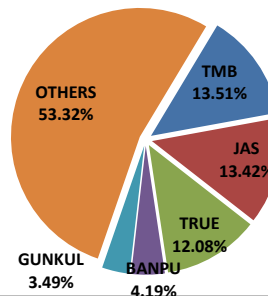
Unit : Contracts

	Trading Volume		
	Long	Short	Net
Foreign Investor	1,481,308	1,617,999	(136,691)
Local Institution	3,165,879	2,901,770	264,109
Local Investor	4,555,616	4,683,034	9,202,803

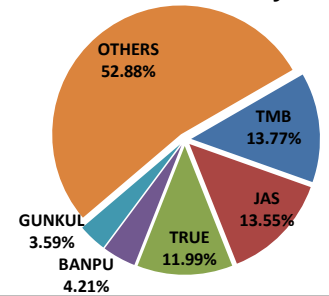


Top 5 Single Stock Futures

AOM+Block Trade



Block Trade only



For more information:
www.TFEX.co.th