

PRICE MOVEMENT

The SET50 Index rose 46.18 points, or about 4.91% from the previous month closing at 987.06 points.

The SET Index declined 59.72 points, or about 4.32% from the previous month closing at 1,442.88 points.

For precious metals, LBMA Gold A.M. and Silver Fixing for the end of September were at \$1,333.75 and \$22.20, respectively. The Brent Index was at \$109.46 and the USD/THB was at 31.0610.

The average daily trading value for SET was 36,674 mil baht. A decrease of 16.30% from the previous month.

TRADING STATISTICS

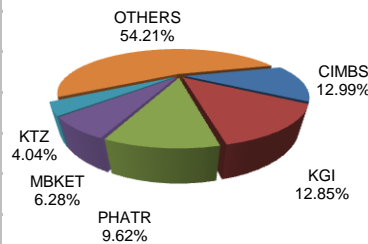
Unit : Contracts

Contract	Daily average volume		Open Interest (as of Oct 31, 2013)	YTD Volume
	Oct 2013	Oct 2012		
Futures	65,408	50,833	324,786	14,523,651
SET50	28,017	15,842	28,329	4,972,097
Precious Metals	6,878	17,702	16,156	1,989,720
Gold	6,878	17,595	16,141	1,988,492
Silver	0	107	15	1,228
Single Stock	29,100	13,801	274,420	7,300,708
Brent Crude Oil	139	686	291	42,195
USD	1,274	4,620	5,590	218,931
Options	340	156	1,536	55,942
SET50	340	156	1,536	55,942
TOTAL	65,748	50,990	326,322	14,579,593

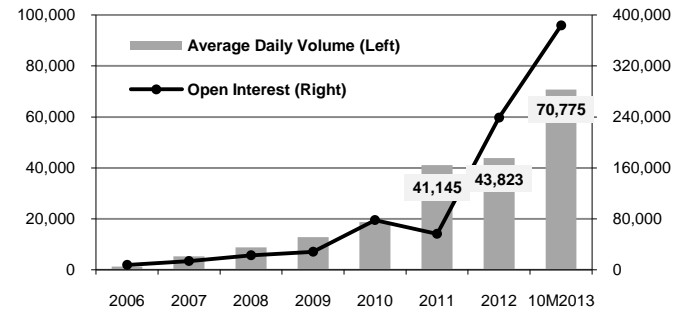
BROKER RANKING

Unit : Contracts

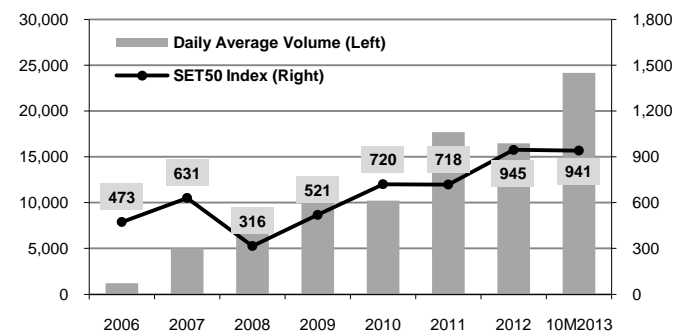
Rank	Broker	Volume	Percent
1	CIMBS	362,778	12.99%
2	KGI	358,777	12.85%
3	PHATR	268,768	9.62%
4	MBKET	175,338	6.28%
5	KTZ	112,923	4.04%
Top 5 total		1,278,584	45.78%



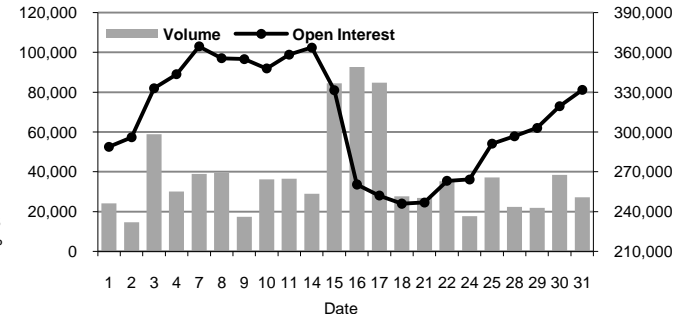
Total Market Average Daily Volume (as of Oct 31, 2013) and Open Interest (Contracts)



SET50 Futures Daily Average Volume and SET50 Index (as of Oct 31, 2013)



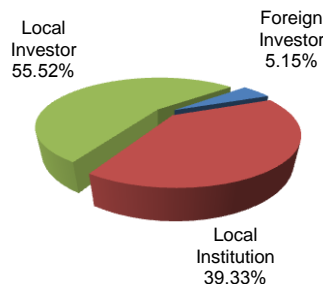
Single Stock Futures Volume and Open Interest (Oct 2013)



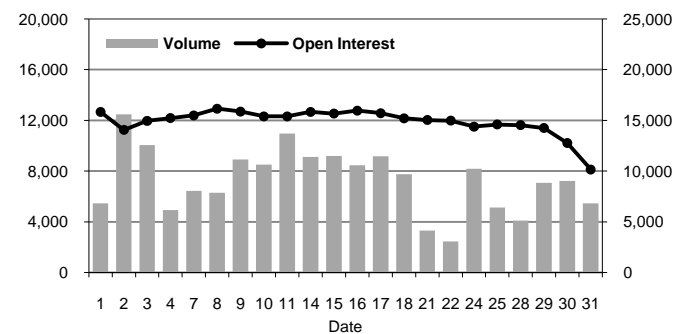
INVESTOR BREAKDOWN

Unit : Contracts

	Trading Volume		
	Long	Short	Net
Foreign Investor	73,291	70,511	2,780
Local Institution	523,540	574,710	(51,170)
Local Investor	799,441	751,051	48,390



Gold Futures Volume and Open Interest (Oct 2013)



For more information:
www.TFEX.co.th