

## PRICE MOVEMENT

The SET50 Index closed at 1,094.74 points, an increase of 25.82 points, or about 2.42% from the previous month.

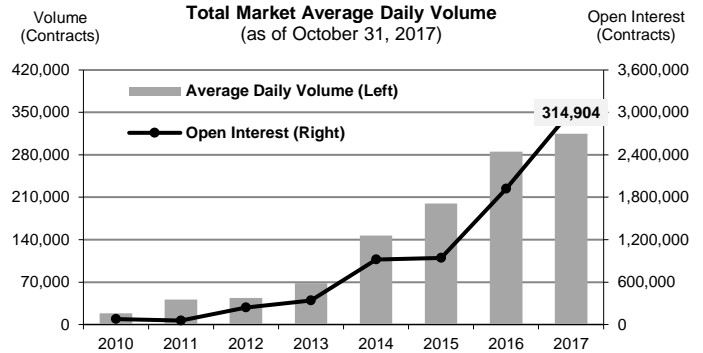
The SET Index closed at 1,721.37 points, an increase of 48.21 points, or about 2.88% from the previous month.

The LBMA Gold Price AM for the end of month was at \$1,274.40 a decrease of \$12.55 or 0.97% from the previous month.

## TRADING STATISTICS

Unit : Contracts

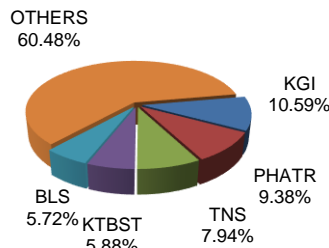
Contract	Daily average volume		Open Interest (as of Oct 31, 2017)	YTD Volume
	Oct 2017	Oct 2016		
<b>Futures</b>	<b>709,524</b>	<b>365,203</b>	<b>2,928,617</b>	<b>62,905,182</b>
SET50	138,349	164,212	363,447	21,386,163
Gold	16,138	10,847	36,227	3,036,466
Gold-D	712	0	2,444	30,078
Single Stock	286,913	188,958	2,509,769	38,171,645
USD	1,098	1,186	16,262	271,228
RSS3D	49	0	468	271,228
<b>Options</b>	<b>6,283</b>	<b>2,042</b>	<b>93,545</b>	<b>893,792</b>
SET50	6,283	2,042	93,545	893,792
<b>TOTAL</b>	<b>449,542</b>	<b>367,245</b>	<b>3,022,162</b>	<b>63,798,974</b>



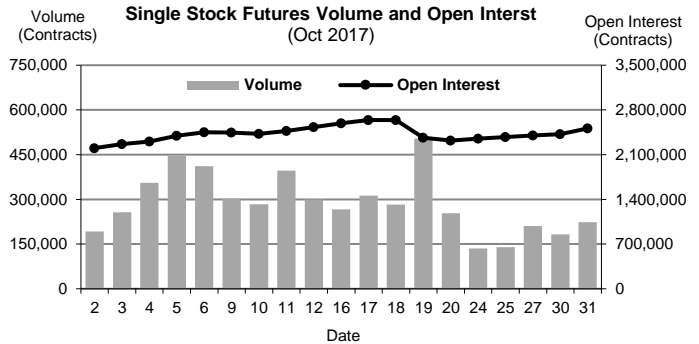
## BROKER RANKING

Unit : Contracts

Rank	Broker	Volume	Percent
1	KGI	1,808,916	10.59%
2	PHATR	1,602,657	9.38%
3	TNS	1,356,705	7.94%
4	KTBST	1,004,720	5.88%
5	BLS	977,508	5.72%
Top 5 total		6,750,506	39.51%



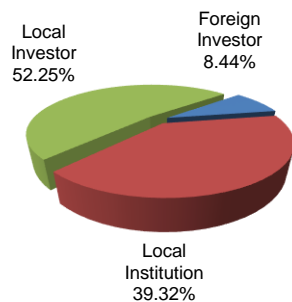
## Single Stock Futures



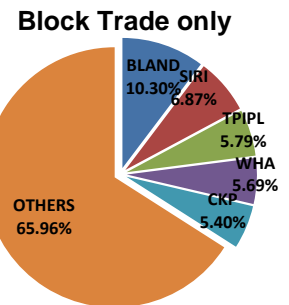
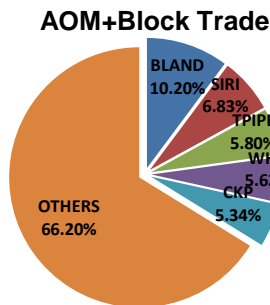
## INVESTOR BREAKDOWN

Unit : Contracts

	Trading Volume		
	Long	Short	Net
Foreign Investor	631,545	809,490	(177,945)
Local Institution	3,267,039	3,449,555	(182,516)
Local Investor	4,642,708	4,282,247	360,461



## Top 5 Single Stock Futures



For more information:  
www.TFEX.co.th