

PRICE MOVEMENT

The SET50 Index closed at 1,102.49 points, a decrease of 56.26 points, or about 4.86% from the previous month.

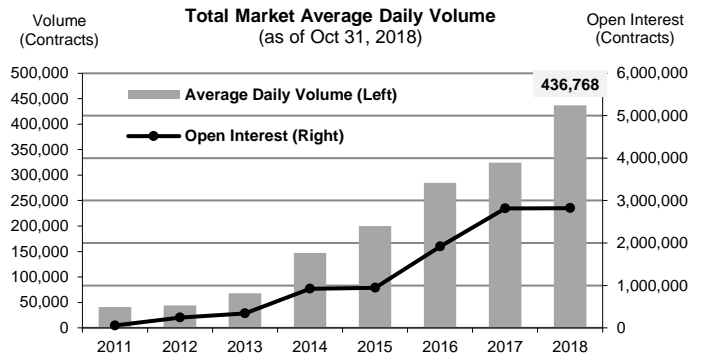
The SET Index closed at 1,669.09 points, a decrease of 87.32 points, or about 4.97 from the previous month.

The LBMA Gold Price AM for the end of month was at \$1217.70 an increase of \$34.20 or 2.89% from the previous month.

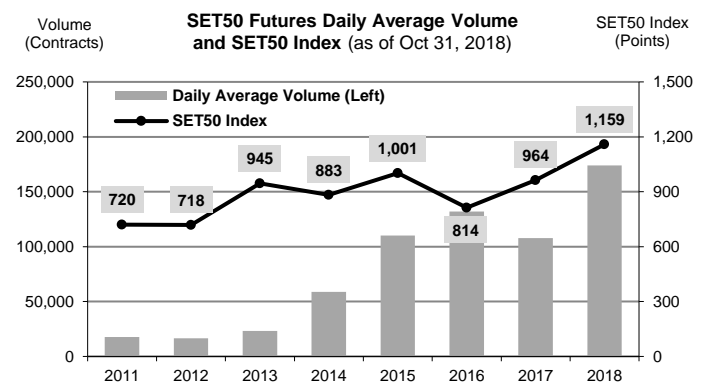
TRADING STATISTICS

Unit : Contracts

Contract	Daily average volume		Open Interest (as of Oct 31, 2018)	YTD Volume
	Oct 2018	Oct 2017		
Futures	374,132	443,258	2,773,350	88,404,525
SET50	185,072	138,349	291,722	35,647,102
Gold	18,963	16,138	41,429	3,795,299
Gold-D	119	712	402	103,566
Single Stock	166,438	286,913	2,420,626	48,253,448
USD	3,343	1,098	19,009	578,768
RSS3D	196	49	162	26,342
Options	5,731	6,283	47,128	1,132,870
SET50	5,731	6,283	47,128	1,132,870
TOTAL	379,863	449,542	2,820,478	89,537,395



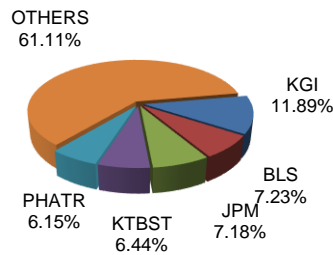
TRADING STATISTICS



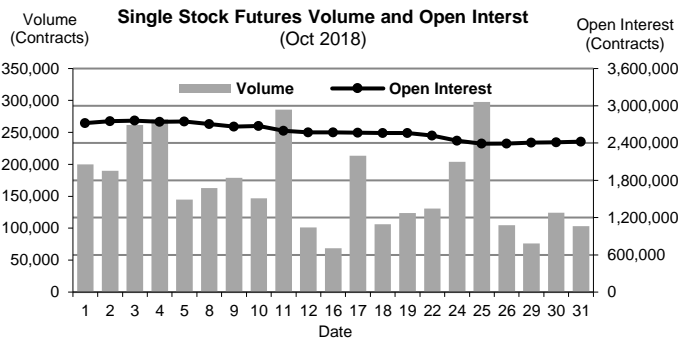
BROKER RANKING

Unit : Contracts

Rank	Broker	Volume	Percent
1	KGI	1,897,494	11.89%
2	BLS	1,152,999	7.23%
3	JPM	1,145,891	7.18%
4	KTBST	1,026,662	6.44%
5	PHATR	981,979	6.15%
Top 5 total		6,205,025	38.89%



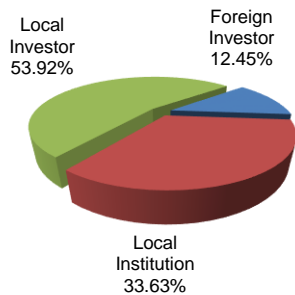
Single Stock Futures



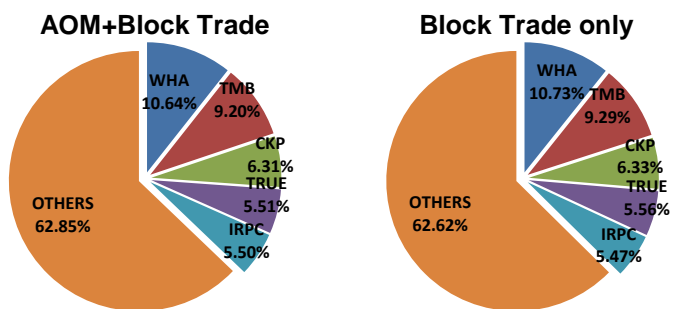
INVESTOR BREAKDOWN

Unit : Contracts

	Trading Volume		
	Long	Short	Net
Foreign Investor	1,029,624	956,907	72,717
Local Institution	2,779,237	2,586,322	192,915
Local Investor	4,168,255	4,433,887	(265,632)



Top 5 Single Stock Futures



For more information:
www.TFEX.co.th