

PRICE MOVEMENT

The SET50 Index closed at 1,073.26 points, a decrease of 17.05 points, or about 1.56% from the previous month.

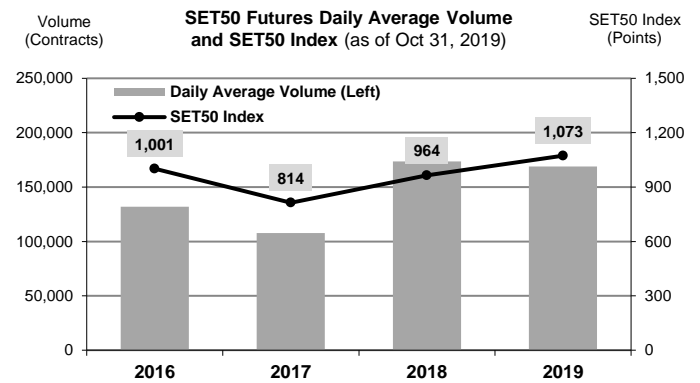
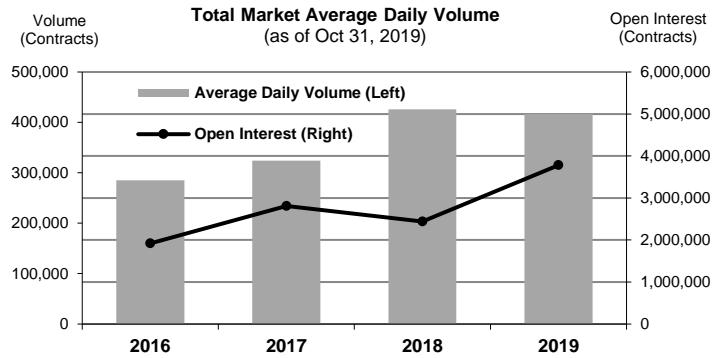
The SET Index closed at 1,601.49 points, a decrease of 35.73 points, or about 2.18% from the previous month.

The LBMA Gold Price AM for the end of month was at \$1506.40 an increase of \$18.80 or 1.26% from the previous month.

TRADING STATISTICS

Unit : Contracts

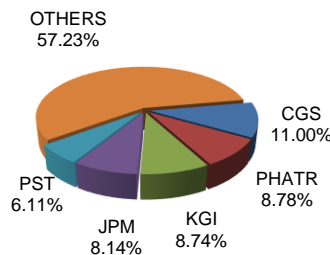
Contract	Daily average volume		Open Interest (as of Oct 31, 2019)	YTD Volume
	Oct 2019	Oct 2018		
Futures	369,970	374,132	3,723,764	83,572,516
SET50	154,158	185,072	376,508	34,488,218
Gold	13,645	18,963	28,929	3,229,427
Gold Online	23,134	0	47,516	3,182,356
Single Stock	176,939	166,438	3,242,723	42,021,537
USD	1,690	3,343	28,066	577,554
RSS3D	238	196	12	44,444
Options	5,740	5,731	57,244	1,384,998
SET50	5,740	5,731	57,244	1,384,998
TOTAL	375,710	379,863	3,781,008	84,957,514



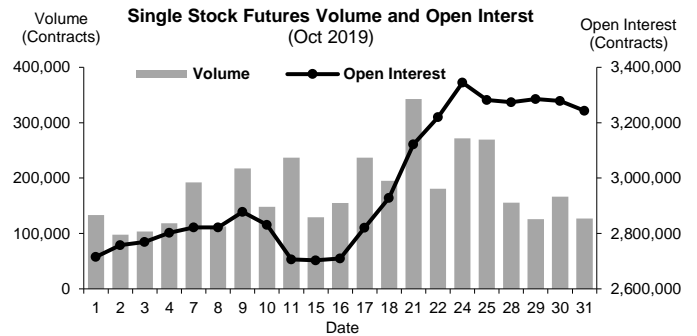
BROKER RANKING

Unit : Contracts

Rank	Broker	Volume	Percent
1	CGS	1,736,417	11.00%
2	PHATR	1,385,771	8.78%
3	KGI	1,378,989	8.74%
4	JPM	1,284,204	8.14%
5	PST	963,388	6.11%
Top 5 total		6,748,769	42.77%



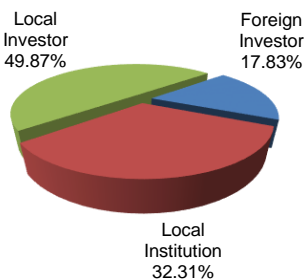
Single Stock Futures



INVESTOR BREAKDOWN

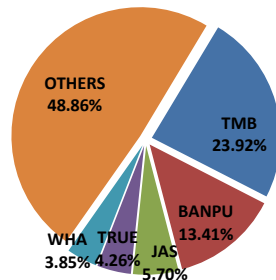
Unit : Contracts

	Trading Volume		
	Long	Short	Net
Foreign Investor	1,205,523	1,607,395	(401,872)
Local Institution	2,518,749	2,579,336	(60,587)
Local Investor	4,165,632	3,703,173	7,889,904

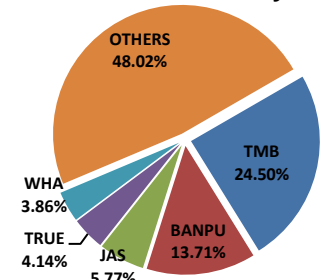


Top 5 Single Stock Futures

AOM+Block Trade



Block Trade only



For more information:
www.TFEX.co.th