

PRICE MOVEMENT

The SET50 Index declined 17.06 points, or about 1.93% from the previous month closing at 866.34 points.

The SET Index declined 24.43 points, or about 1.88% from the previous month closing at 1,274.28 points.

For precious metals, LBMA Gold A.M. and Silver Fixing for the end of January 2014 were at \$1,246.50 and \$19.31, respectively. The Brent Index was at \$108.15 and the USD/THB was at 32.9950.

The average daily trading value for SET was 31,078 mil baht. A decrease of 11.87% from the previous month.

TRADING STATISTICS

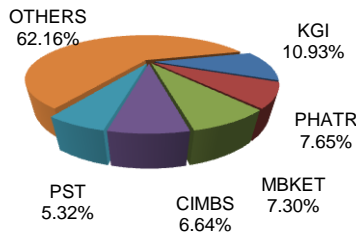
Unit : Contracts

Contract	Daily average volume		Open Interest (as of Jan 31, 2014)	YTD Volume
	Jan 2014	Jan 2013		
Futures	53,489	67,557	373,225	1,176,767
SET50	23,048	17,091	45,181	507,060
Precious Metals	5,206	13,504	17,961	114,536
Gold	5,206	13,483	17,955	114,534
Silver	0	21	6	2
Single Stock	24,545	35,234	304,864	539,987
Brent Crude Oil	108	379	176	2,377
USD	582	1,348	5,043	12,807
Options	202	215	3,291	4,453
SET50	202	215	3,291	4,453
TOTAL	53,692	67,772	376,516	1,181,220

BROKER RANKING

Unit : Contracts

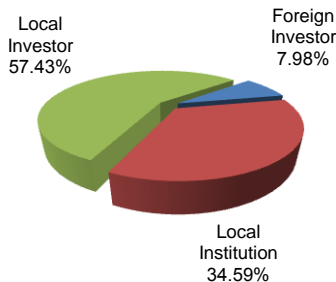
Rank	Broker	Volume	Percent
1	KGI	258,208	10.93%
2	PHATR	180,672	7.65%
3	MBKET	172,510	7.30%
4	CIMBS	156,950	6.64%
5	PST	125,644	5.32%
Top 5 total		893,984	37.84%



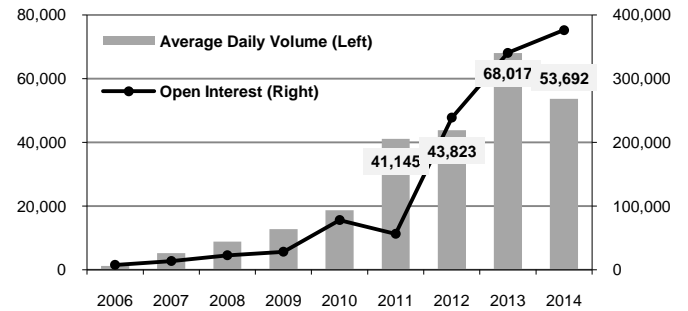
INVESTOR BREAKDOWN

Unit : Contracts

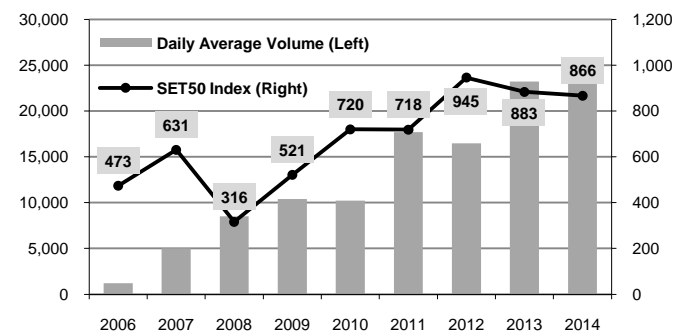
	Trading Volume		
	Long	Short	Net
Foreign Investor	98,787	89,767	9,020
Local Institution	399,229	417,934	(18,705)
Local Investor	683,204	673,519	9,685



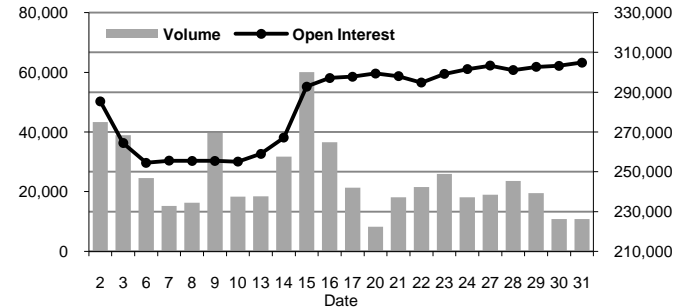
Total Market Average Daily Volume (as of Jan 31, 2014) and Open Interest (Contracts)



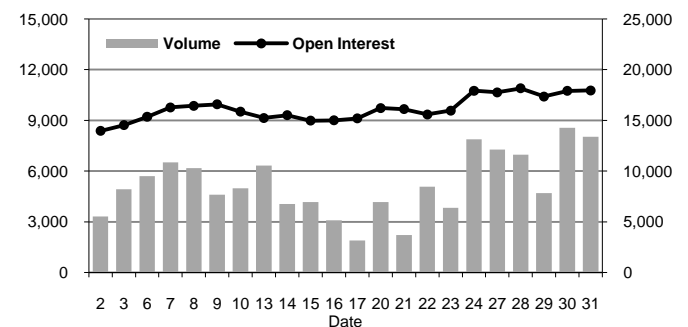
SET50 Futures Daily Average Volume and SET50 Index (as of Jan 31, 2014)



Single Stock Futures Volume and Open Interest (Jan 2014)



Gold Futures Volume and Open Interest (Jan 2014)



For more information:
www.TFEX.co.th