

PRICE MOVEMENT

The SET50 Index rose 57.90 points, or about 6.56% from the previous month closing at 940.88 points.

The SET Index declined 88.86 points, or about 6.87% from the previous month closing at 1,383.16 points.

For precious metals, LBMA Gold A.M. and Silver Fixing for the end of September were at \$1,335.75 and \$21.68, respectively. The Brent Index was at \$108.96 and the USD/THB was at 31.2438.

The average daily trading value for SET was 43,818 mil baht. An increase of 11.17% from the previous month.

TRADING STATISTICS

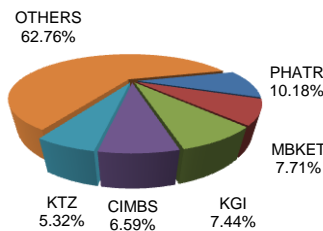
Unit : Contracts

Contract	Daily average volume		Open Interest (as of Sep 30, 2013)	YTD Volume
	Sep 2013	Sep 2012		
Futures	65,408	50,833	324,786	13,131,047
SET50	28,017	15,842	28,329	4,592,795
Precious Metals	6,878	17,702	16,156	1,828,955
Gold	6,878	17,595	16,141	1,827,730
Silver	0	107	15	1,225
Single Stock	29,100	13,801	274,420	6,458,929
Brent Crude Oil	139	686	291	39,682
USD	1,274	4,620	5,590	210,686
Options	340	156	1,536	52,274
SET50	340	156	1,536	52,274
TOTAL	65,748	50,990	326,322	13,183,321

BROKER RANKING

Unit : Contracts

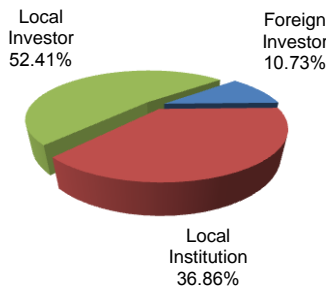
Rank	Broker	Volume	Percent
1	PHATR	281,179	10.18%
2	MAYBANK KIMENG	213,036	7.71%
3	KGI	205,450	7.44%
4	CIMBS	181,901	6.59%
5	KT ZMICO	146,874	5.32%
Top 5 total		1,028,440	37.24%



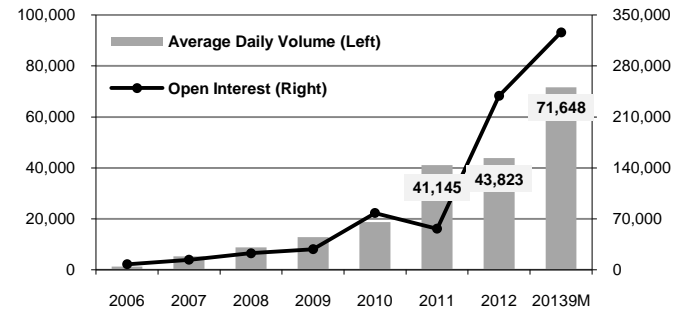
INVESTOR BREAKDOWN

Unit : Contracts

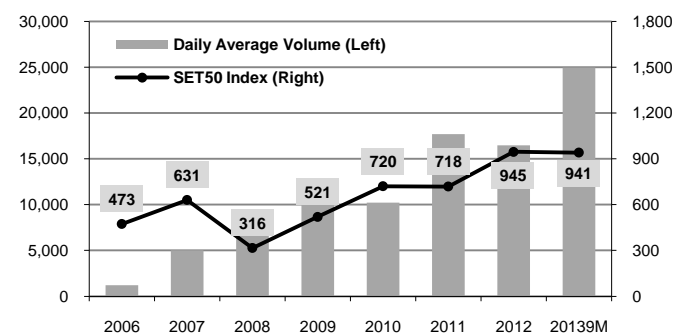
	Trading Volume		
	Long	Short	Net
Foreign Investor	152,368	143,978	8,390
Local Institution	476,709	541,217	(64,508)
Local Investor	751,636	695,518	56,118



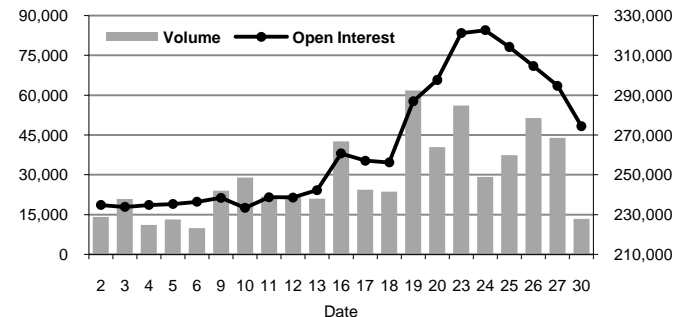
Total Market Average Daily Volume (as of Sep 30, 2013) and Open Interest (Contracts)



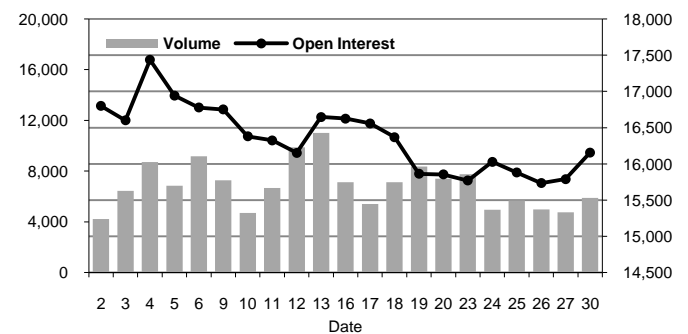
SET50 Futures Daily Average Volume and SET50 Index (as of Sep 30, 2013)



Single Stock Futures Volume and Open Interest (Sep 2013)



Gold Futures Volume and Open Interest (Sep 2013)



For more information:
www.TFEX.co.th