

PRICE MOVEMENT

The SET50 Index closed at 1,057.22 points, an increase of 12.97 points, or about 1.24% from the previous month.

The SET Index closed at 1,585.67 points, an increase 24.04 points, or about 1.54% from the previous month.

For precious metals, LBMA Gold A.M. and Silver Fixing for the end of month were at \$1,210.00 and \$17.11, respectively. The Brent Index was at \$96.50.

TRADING STATISTICS

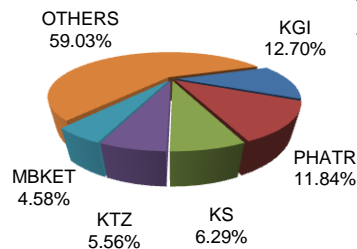
Unit : Contracts

Contract	Daily average volume		Open Interest (as of Sep 30, 2014)	YTD Volume
	Sep 2014	Sep 2013		
Futures	196,603	65,408	1,363,767	23,277,506
SET50	75,861	28,017	188,929	8,756,470
Precious Metals	5,160	6,878	22,976	1,123,781
Gold	5,160	6,878	22,976	1,123,772
Silver	-	0	-	9
Single Stock	113,099	29,100	1,148,310	13,212,533
Brent Oil	116	139	391	26,167
USD	2,367	1,274	3,161	158,555
Options	626	340	3,339	61,665
SET50	626	340	3,339	61,665
TOTAL	197,229	65,748	1,367,106	23,339,171

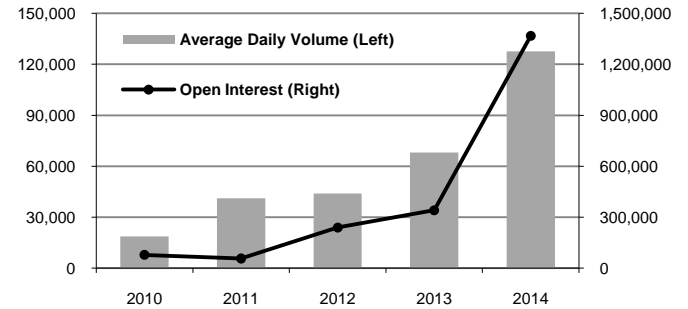
BROKER RANKING

Unit : Contracts

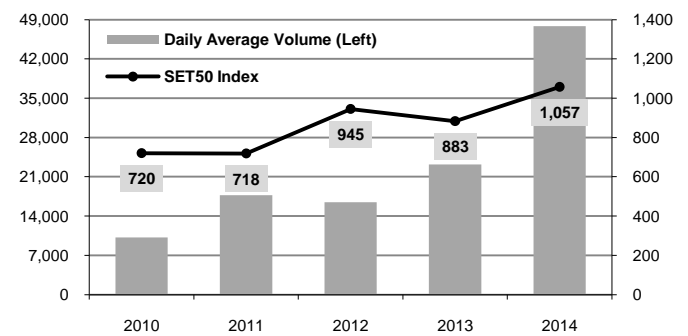
Rank	Broker	Volume	Percent
1	KGI	1,101,814	12.70%
2	PHATR	1,027,681	11.84%
3	KS	546,083	6.29%
4	KTZ	482,091	5.56%
5	MBKET	397,575	4.58%
Top 5 total		3,555,244	40.97%



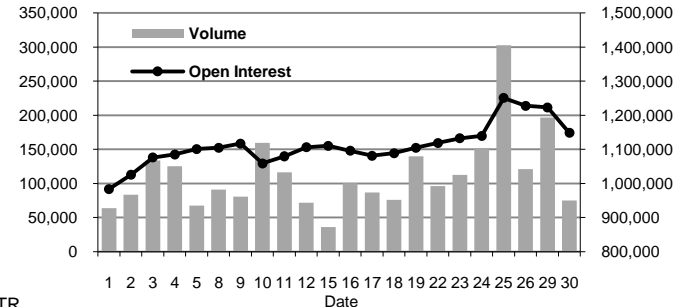
Total Market Average Daily Volume (as of Sep 30, 2014) and Open Interest (Contracts)



SET50 Futures Daily Average Volume and SET50 Index (as of Sep 30, 2014)



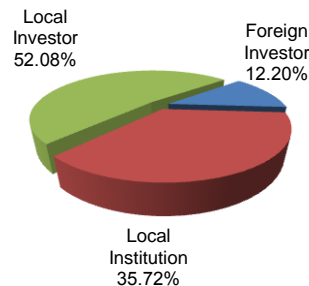
Single Stock Futures Volume and Open Interest (September 2014)



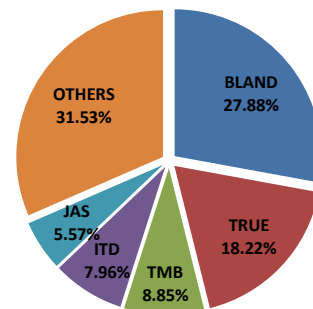
INVESTOR BREAKDOWN

Unit : Contracts

	Trading Volume		
	Long	Short	Net
Foreign Investor	525,706	533,337	(7,631)
Local Institution	1,395,773	1,703,761	(307,988)
Local Investor	2,417,557	2,101,938	315,619



Top 5 Single Stock Futures



For more information:
www.TFEX.co.th