

PRICE MOVEMENT

The SET50 Index closed at 1,068.92 points, an increase of 34.63 points, or about 3.35% from the previous month.

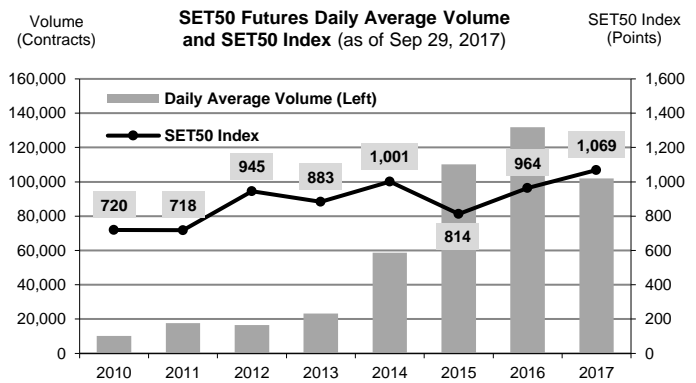
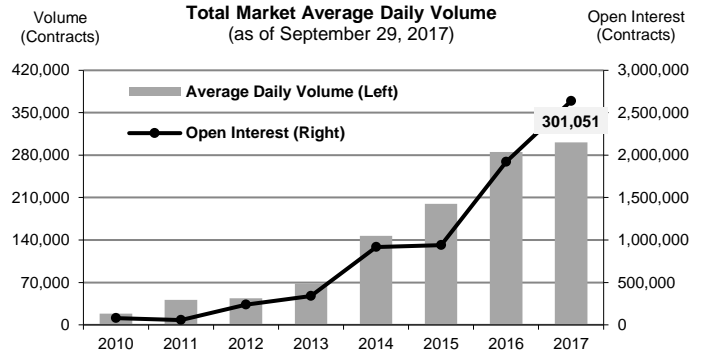
The SET Index closed at 1,673.16 points, an increase of 57.00 points, or about 3.53% from the previous month.

The LBMA Gold Price AM for the end of month was at \$1,286.95 a decrease of \$18.85 or 1.44% from the previous month.

TRADING STATISTICS

Unit : Contracts

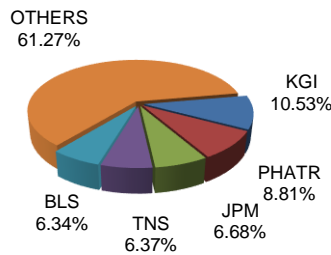
Contract	Daily average volume		Open Interest (as of Sep 29, 2017)	YTD Volume
	Sep 2017	Sep 2016		
Futures	839,367	469,039	2,575,377	54,483,273
SET50	172,113	199,256	334,741	18,757,537
Gold	22,250	8,286	45,855	2,729,846
Gold-D	828	0	1,624	16,558
Single Stock	297,710	260,521	2,178,647	32,720,293
USD	2,785	974	14,199	250,375
RSS3D	41	3	311	8,664
Options	8,635	3,282	63,429	774,409
SET50	8,635	3,282	63,429	774,409
TOTAL	504,362	472,321	2,638,806	55,257,682



BROKER RANKING

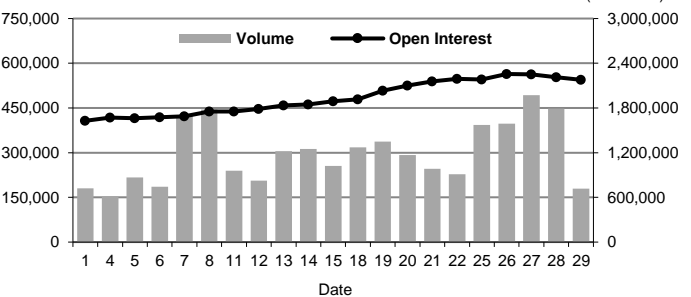
Unit : Contracts

Rank	Broker	Volume	Percent
1	KGI	2,229,512	10.53%
2	PHATR	1,865,689	8.81%
3	JPM	1,415,463	6.68%
4	TNS	1,350,191	6.37%
5	BLS	1,342,816	6.34%
Top 5 total		8,203,671	38.73%



Single Stock Futures

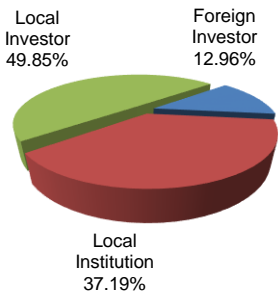
Single Stock Futures Volume and Open Interest (Sep 2017)



INVESTOR BREAKDOWN

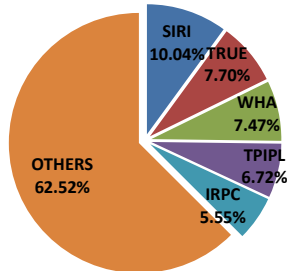
Unit : Contracts

	Trading Volume		
	Long	Short	Net
Foreign Investor	1,246,839	1,498,263	(251,424)
Local Institution	3,733,866	4,143,040	(409,174)
Local Investor	5,610,063	4,949,465	660,598

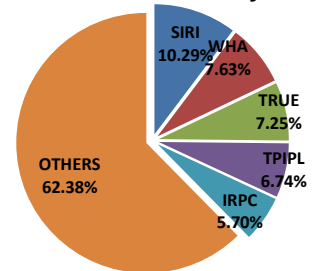


Top 5 Single Stock Futures

AOM+Block Trade



Block Trade only



For more information:
www.TFEX.co.th