

PRICE MOVEMENT

The SET50 Index closed at 1,158.75 points, an increase of 19.95 points, or about 1.75% from the previous month.

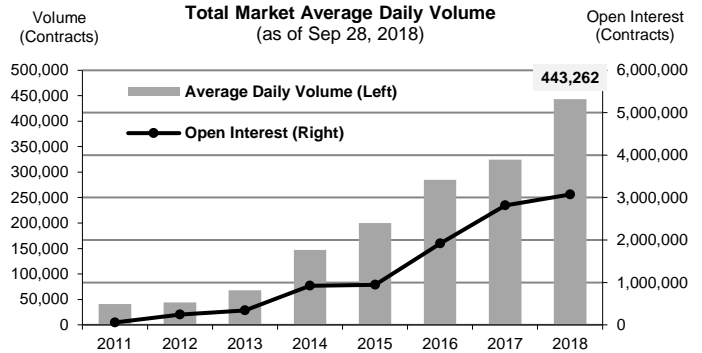
The SET Index closed at 1,756.41 points, an increase of 34.83 points, or about 2.02% from the previous month.

The LBMA Gold Price AM for the end of month was at \$1183.50 a decrease of \$23.35 or -1.93% from the previous month.

TRADING STATISTICS

Unit : Contracts

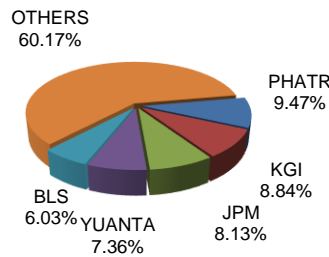
Contract	Daily average volume		Open Interest (as of Sep 28, 2018)	YTD Volume
	Sep 2018	Sep 2017		
Futures	495,720	495,727	3,049,874	80,547,761
SET50	201,899	172,113	308,406	31,760,593
Gold	13,731	22,250	67,972	3,397,072
Gold-D	150	828	299	101,057
Single Stock	276,347	297,710	2,652,501	44,758,241
USD	3,389	2,785	20,526	508,564
RSS3D	204	41	170	22,234
Options	6,120	8,635	22,966	1,012,518
SET50	6,120	8,635	22,966	1,012,518
TOTAL	501,840	504,362	3,072,840	81,560,279



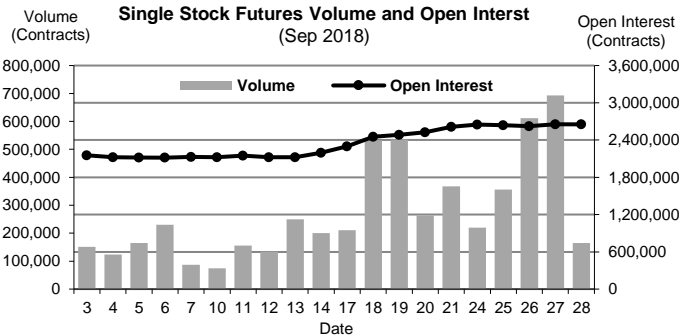
BROKER RANKING

Unit : Contracts

Rank	Broker	Volume	Percent
1	PHATR	1,901,427	9.47%
2	KGI	1,773,994	8.84%
3	JPM	1,631,229	8.13%
4	YUANTA	1,477,289	7.36%
5	BLS	1,210,382	6.03%
Top 5 total		7,994,321	39.83%



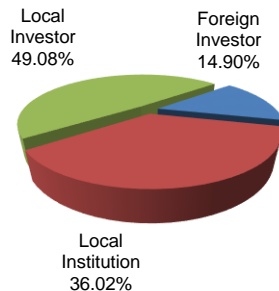
Single Stock Futures



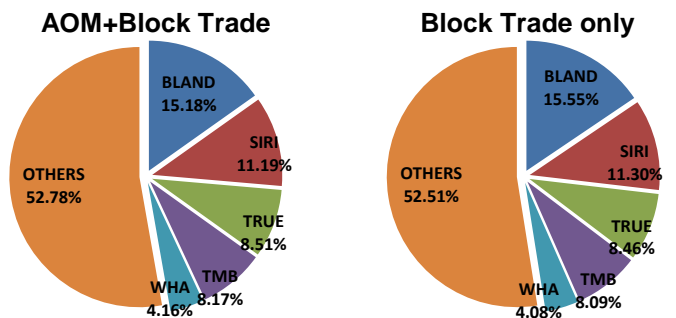
INVESTOR BREAKDOWN

Unit : Contracts

	Trading Volume		
	Long	Short	Net
Foreign Investor	1,373,138	1,617,816	(244,678)
Local Institution	3,456,988	3,773,744	(316,756)
Local Investor	5,206,671	4,645,237	561,434



Top 5 Single Stock Futures



For more information:
www.TFEX.co.th