

PRICE MOVEMENT

The SET50 Index closed at 1,090.31 points, a decrease of 6.16 points, or about 0.56% from the previous month.

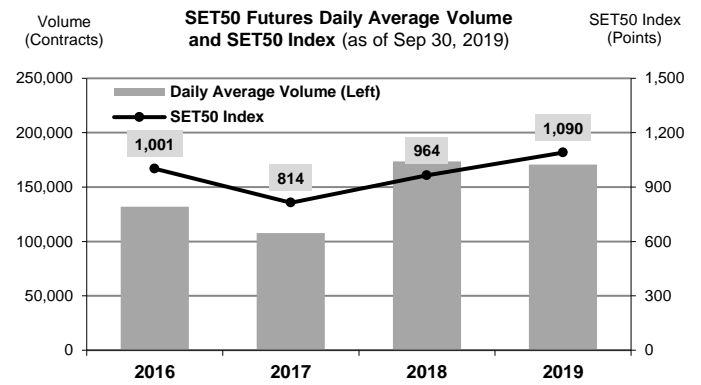
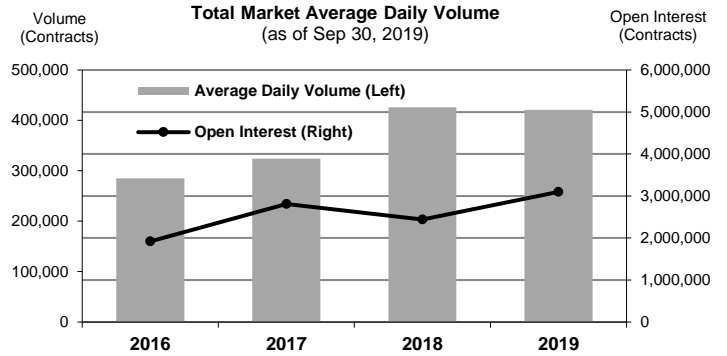
The SET Index closed at 1,637.22 points, a decrease of 17.70 points, or about 1.07% from the previous month.

The LBMA Gold Price AM for the end of month was at \$1478.60 a decrease of \$38.95 or 2.55% from the previous month.

TRADING STATISTICS

Unit : Contracts

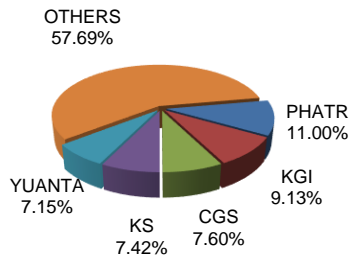
Contract	Daily average volume		Open Interest (as of Sep 30, 2019)	YTD Volume
	Sep 2019	Sep 2018		
Futures	486,450	495,720	3,066,805	75,803,153
SET50	188,324	201,899	274,492	31,250,906
Gold	16,087	13,731	35,239	2,942,891
Gold Online	26,164	0	39,217	2,696,533
Single Stock	252,367	276,347	2,693,709	38,305,825
USD	3,091	3,389	24,106	542,067
RSS3D	239	204	36	39,444
Options	8,349	6,120	32,080	1,264,457
SET50	8,349	6,120	32,080	1,264,457
TOTAL	494,799	501,840	3,098,885	77,067,610



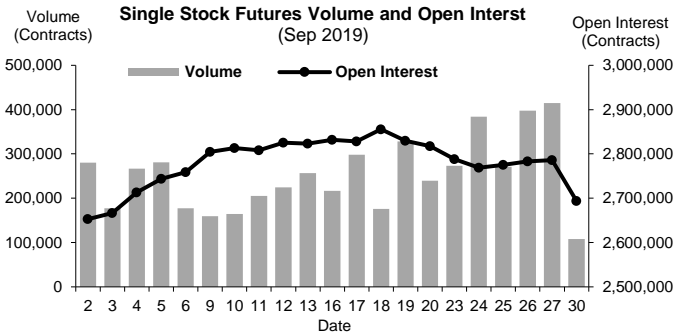
BROKER RANKING

Unit : Contracts

Rank	Broker	Volume	Percent
1	PHATR	2,286,572	11.00%
2	KGI	1,898,366	9.13%
3	CGS	1,579,696	7.60%
4	KS	1,541,964	7.42%
5	YUANTA	1,485,488	7.15%
Top 5 total		8,792,086	42.30%



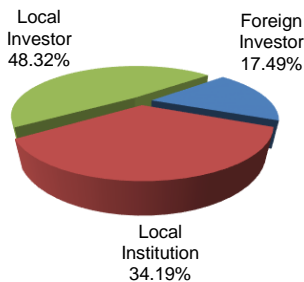
Single Stock Futures



INVESTOR BREAKDOWN

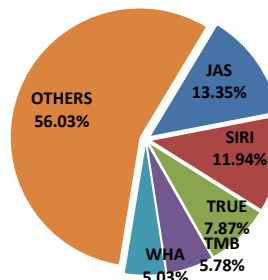
Unit : Contracts

	Trading Volume		
	Long	Short	Net
Foreign Investor	1,827,758	1,806,819	20,939
Local Institution	3,504,562	3,600,228	(95,666)
Local Investor	5,058,455	4,983,728	#####

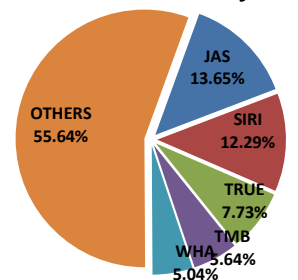


Top 5 Single Stock Futures

AOM+Block Trade



Block Trade only



For more information:
www.TFEX.co.th