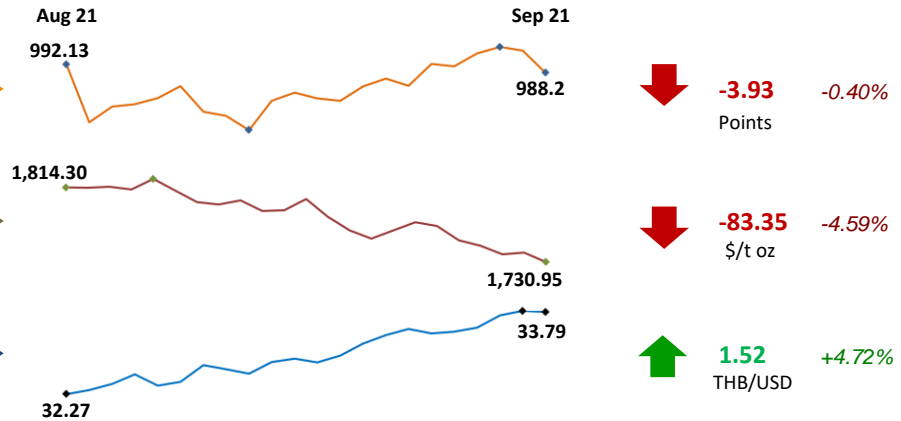
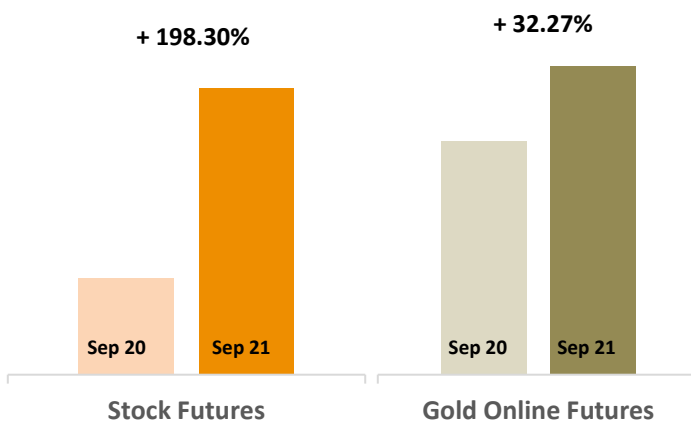


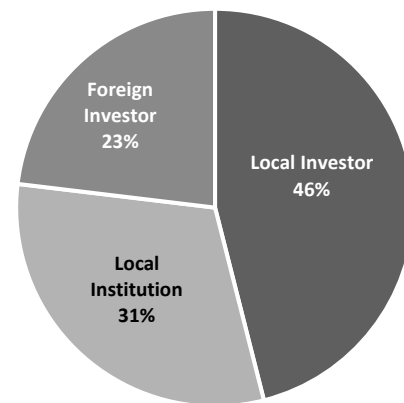
Price Movements



Trading Volume Highlights



Volume by Investor Type September 2021



		September		Change	January to September		Change
unit: contracts		2020	2021		2020	2021	
Equity	Products						
	SET50 Index Futures	4,693,480	4,975,188	+ 6.00%	40,885,354	36,953,657	- 9.62%
	Stock Futures	2,580,200	7,696,661	+ 198.30%	32,790,264	49,631,373	+ 51.36%
Metals	SET50 Index Options	143,715	157,718	+ 9.74%	1,072,736	1,218,111	+ 13.55%
	Gold Futures	251,605	121,511	- 51.71%	2,254,443	1,185,470	- 47.42%
	Gold Online Futures	696,854	921,722	+ 32.27%	6,306,714	7,520,279	+ 19.24%
	Gold-D Futures	890	422	- 52.58%	3,171	1,161	- 63.39%
	Silver Online Futures	-	9,433	-	0	128,109	-
Others	Japanese Rubber Futures	-	767	-	0	11,987	-
	RSS3D Futures	214	-	#VALUE!	17,085	150	- 99.12%
	USD Futures	283,283	380,260	+ 34.23%	1,969,689	2,384,625	+ 21.07%
Total Volume		8,650,241	14,263,682	+ 64.89%	85,299,456	99,034,922	+ 16.10%



For more information:
www.TFEX.co.th