

2014 TFEX HIGHLIGHTS

Derivatives

- Derivatives total volume increased 116% to 36 million contracts from a year earlier. The average daily volume increase to 147,025 contracts.
- Single Stock Futures average daily volume (ADV) increases 133% from the previous year to 80,100 contracts.
- Total open Interest for all our equity index, stocks, currency, precious metals, energy and interest rate futures, and equity index options grew 169% to 918,187 contracts at the end of December from a year earlier.

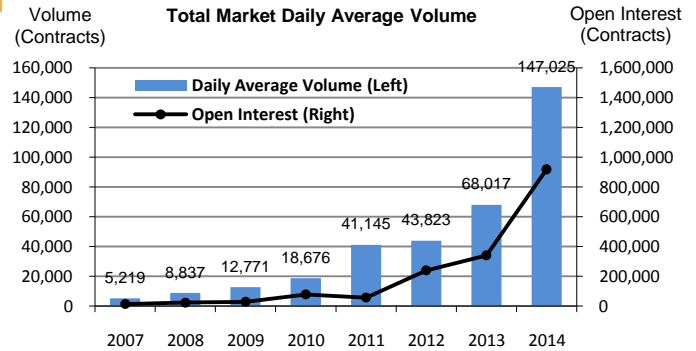
Products and Services Development

- Gold Physical exchange service is now available on TFEX. Gold futures investors can now get physical gold from a total of seven participating gold shops.
- TFEX and Krung Thai Bank (KTB) have join forces to provide investor with USD futures physical exchange service. USD futures investors can now exchange US dollars for USD futures.
- The contract size of SET50 Index Futures have been reduced to 200 from 1,000. The smaller contract is hope to provide investor with a more versatile trading instrument.
- Silver Futures and 6M Thai Baht Fix have been discontinued from TFEX.

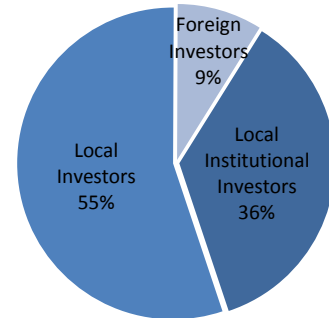
TRADING STATISTICS

Unit : Contracts

Contracts	2014		2013	
	Volume	Open Interest	Volume	Open Interest
Futures	35,912,295	914,644	16,598,717	339,138
SET50	14,403,574	177,704	5,688,404	37,496
Gold	1,541,695	19,819	2,207,268	13,479
Silver	9	-	1,237	6
Single Stock	19,624,561	704,176	8,415,967	282,282
Crude Oil	32,530	449	46,496	253
USD	309,926	12,496	239,345	5,622
Options	108,855	3,543	65,409	1,640
SET50	108,855	3,543	65,409	1,640
Total Volume	36,021,150	918,187	16,664,126	340,778



Investor Breakdown



TOP 20 MEMBER RANKING

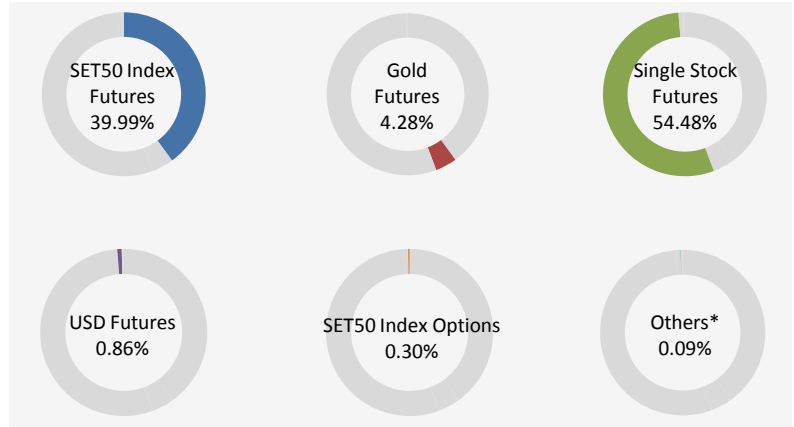
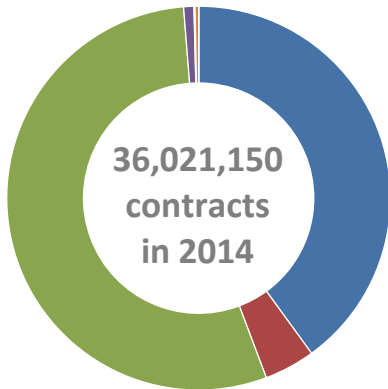
Unit : Contracts

Rank	Members	%
1	KGI SECURITIES	12.30%
2	PHATRA SECURITIES	9.93%
3	KASIKORN SECURITIES	6.43%
4	KT ZMICO SECURITIES	5.89%
5	MAYBANK KIM ENG SECURITIES	5.61%
6	BUALUANG SECURITIES	4.28%
7	CIMB SECURITIES	4.24%
8	RHB OSK SECURITIES	3.95%
9	PHILLIP SECURITIES	3.45%
10	SCB SECURITIES	3.19%
11	FINANSIA SYRUS SECURITIES	3.17%
12	GLOBLEX SECURITIES	2.69%
13	TRINITY SECURITIES	2.65%
14	CREDIT SUISSE SECURITIES	2.62%
15	MTS GOLD FUTURES	2.56%
16	ASIA PLUS SECURITIES	2.43%
17	THANACHART SECURITIES	2.40%
18	HUA SENG HENG GOLD FUTURES	2.18%
19	JPMORGAN SECURITIES	2.06%
20	UOB KAYHIAN SECURITIES	2.02%



For more information:
www.TFEX.co.th

VOLUME BREAKDOWN 2014



*Oil Futures, Silver Futures, Sector Futures, Interest Rate Futures

TOP 5 MEMBERS RANKING SET50 INDEX FUTURES

Unit : Contracts

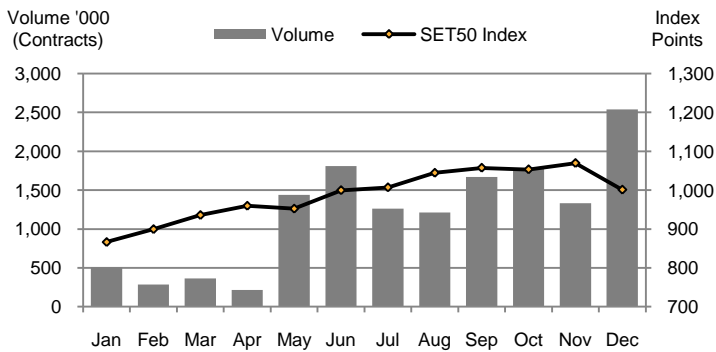
Rank	Member	%
1	KGI SECURITIES	7.87%
2	PHATRA SECURITIES	7.30%
3	PHILLIP SECURITIES	6.78%
4	MAYBANK KIM ENG SECURITIES	6.63%
5	CREDIT SUISSE SECURITIES	6.59%
Top 5 Total		35.17%

TOP 5 MEMBERS RANKING SINGLE STOCK FUTURES

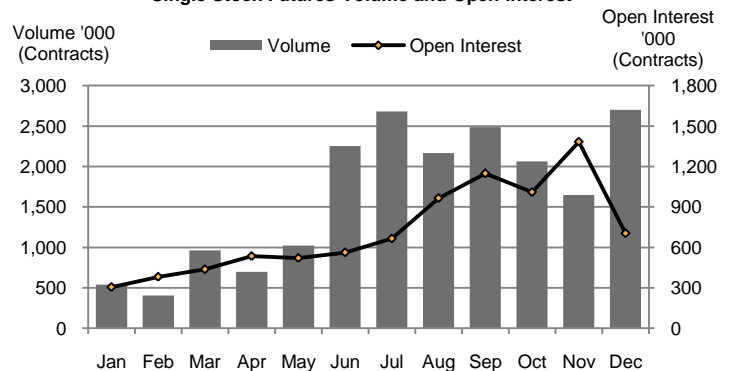
Unit : Contracts

Rank	Member	%
1	KGI SECURITIES	16.63%
2	PHATRA SECURITIES	11.92%
3	KASIKORN SECURITIES	9.71%
4	KT ZMICO SECURITIES	7.71%
5	RHB OSK SECURITIES	6.81%
Top 5 Total		52.78%

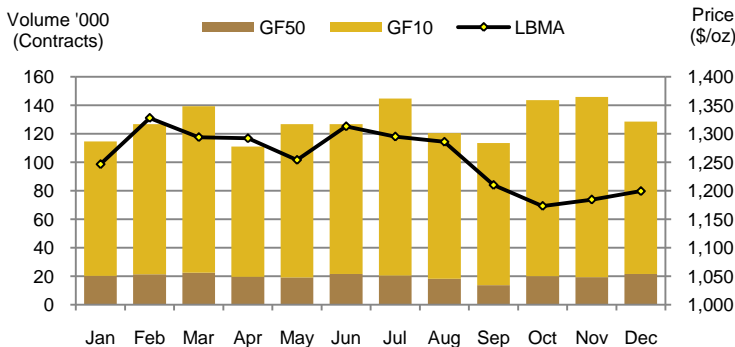
SET50 Index Futures Volume and Price Movement



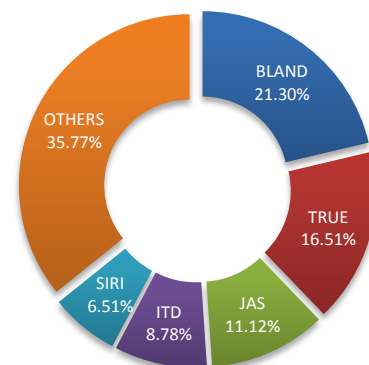
Single Stock Futures Volume and Open Interest



Gold Futures Volume and LBMA A.M. Fixing Price



Top 5 Single Stock Futures



Business Development

DerivativesDepartment@set.or.th

Information Services

InfoProducts@set.or.th

Direct Market Access

Paranee@set.or.th

Clearing House

DerivativesClearingUnit@set.or.th