

PRICE MOVEMENT

The SET50 Index declined 51.82 points, or about 5.54% from the previous month closing at 883.40 points.

The SET Index declined 72.42 points, or about 5.28% from the previous month closing at 1,298.71 points.

For precious metals, LBMA Gold A.M. and Silver Fixing for the end of 2013 were at \$1,201.50 and \$19.50, respectively. The Brent Index was at \$111.59 and the USD/THB was at 32.8140.

The average daily trading value for SET was 27,780 mil baht. A decrease of 18.84% from the previous month.

TRADING STATISTICS

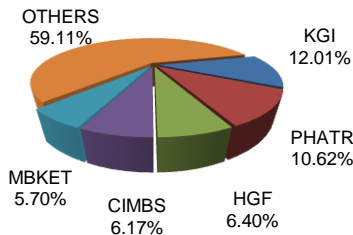
Unit : Contracts

Contract	Daily average volume		Open Interest (as of Dec 27, 2013)	YTD Volume
	Dec 2013	Dec 2012		
Futures	56,364	43,065	339,138	16,598,717
SET50	19,886	14,659	37,496	5,688,404
Precious Metals	5,736	14,148	13,485	2,208,505
Gold	5,736	14,077	13,479	2,207,268
Silver	0	72	6	1,237
Single Stock	29,925	12,683	282,282	8,415,967
Brent Crude Oil	112	440	253	46,496
USD	706	940	5,622	239,345
Options	278	207	1,640	65,409
SET50	278	207	1,640	65,409
TOTAL	56,642	43,272	340,778	16,664,126

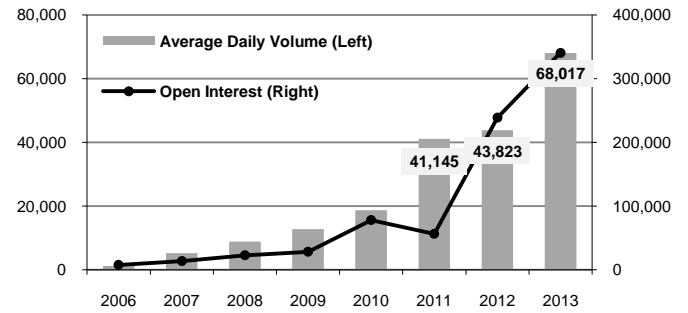
BROKER RANKING

Unit : Contracts

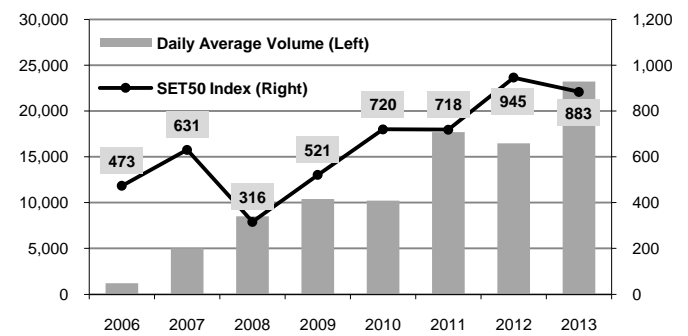
Rank	Broker	Volume	Percent
1	KGI	244,813	12.01%
2	PHATR	216,480	10.62%
3	HGF	130,448	6.40%
4	CIMBS	125,832	6.17%
5	MBKET	116,144	5.70%
Top 5 total		833,717	40.90%



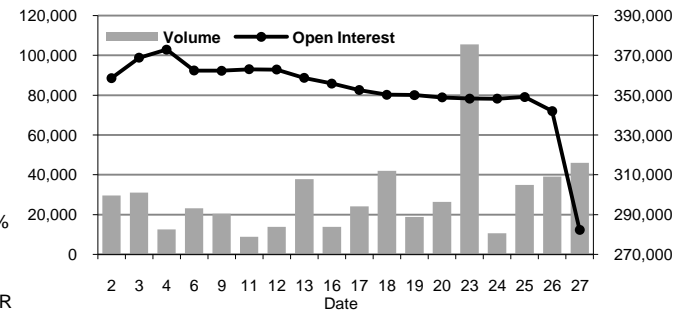
Total Market Average Daily Volume (as of Dec 27, 2013)



SET50 Futures Daily Average Volume and SET50 Index (as of Dec 27, 2013)



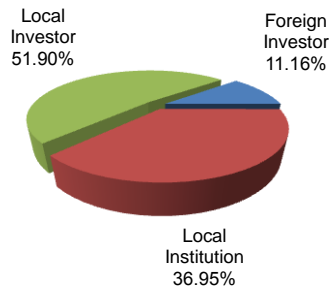
Single Stock Futures Volume and Open Interest (Dec 2013)



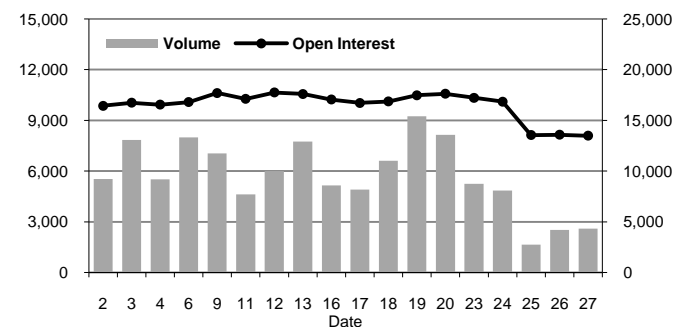
INVESTOR BREAKDOWN

Unit : Contracts

	Trading Volume		
	Long	Short	Net
Foreign Investor	111,461	116,008	(4,547)
Local Institution	392,101	361,320	30,781
Local Investor	515,989	542,223	(26,234)



Gold Futures Volume and Open Interest (Dec 2013)



For more information:
www.TFEX.co.th