

## PRICE MOVEMENT

The SET50 Index closed at 1,112.39 points, an increase of 21.45 points, or about 1.97% from the previous month.

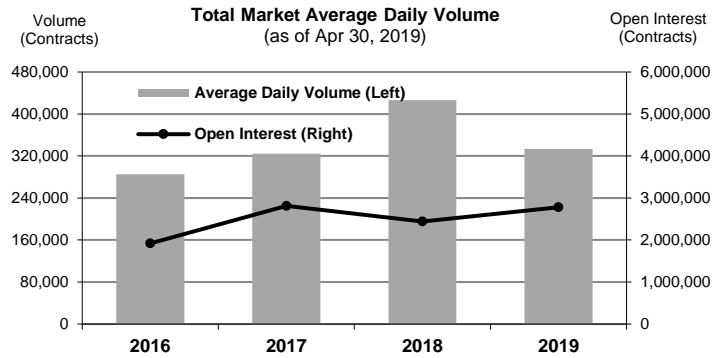
The SET Index closed at 1,673.52 points, an increase of 34.87 points, or about 2.13% from the previous month.

The LBMA Gold Price AM for the end of month was at \$1285.15 a decrease of \$6 or 0.46% from the previous month.

## TRADING STATISTICS

Unit : Contracts

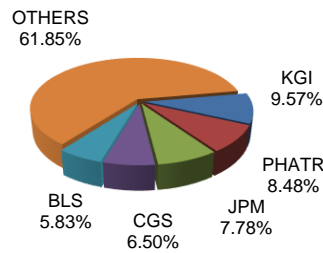
Contract	Daily average volume		Open Interest (as of Apr 30, 2019)	YTD Volume
	Apr 2019	Apr 2018		
<b>Futures</b>	<b>258,438</b>	<b>355,761</b>	<b>2,726,941</b>	<b>26,621,225</b>
SET50	110,822	144,422	344,081	12,334,087
Gold	12,645	23,098	28,062	976,797
Gold Online	7,731	0	10,800	516,899
Single Stock	125,516	185,804	2,321,383	12,548,673
USD	1,489	1,418	22,576	226,321
RSS3D	213	19	4	16,209
<b>Options</b>	<b>4,754</b>	<b>3,434</b>	<b>54,214</b>	<b>372,837</b>
SET50	4,754	3,434	54,214	372,837
<b>TOTAL</b>	<b>263,192</b>	<b>359,194</b>	<b>2,781,155</b>	<b>26,994,062</b>



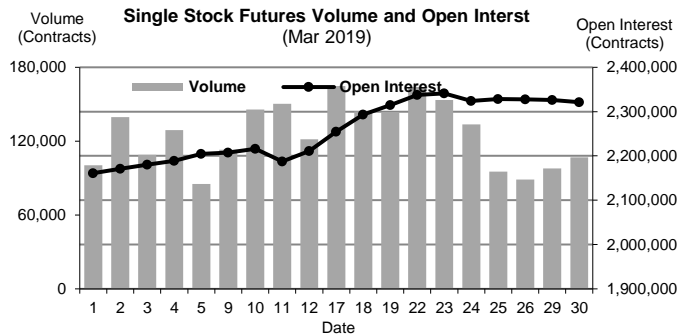
## BROKER RANKING

Unit : Contracts

Rank	Broker	Volume	Percent
1	KGI	956,794	9.57%
2	PHATR	848,029	8.48%
3	JPM	777,649	7.78%
4	CGS	649,945	6.50%
5	BLS	583,266	5.83%
Top 5 total		3,815,683	38.16%



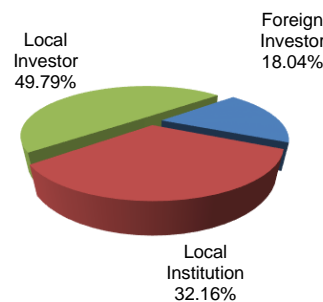
## Single Stock Futures



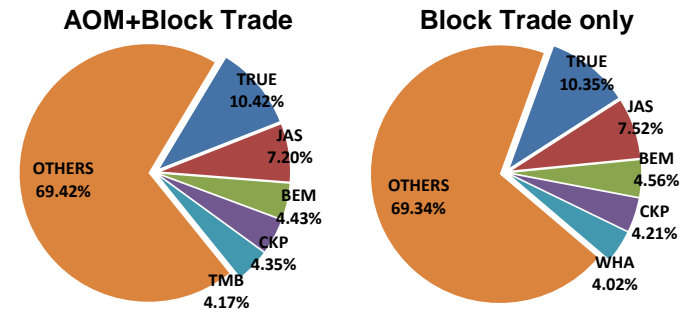
## INVESTOR BREAKDOWN

Unit : Contracts

	Trading Volume		
	Long	Short	Net
Foreign Investor	918,205	886,401	31,804
Local Institution	1,565,201	1,651,405	(86,204)
Local Investor	2,517,233	2,462,833	54,400



## Top 5 Single Stock Futures



For more information:  
www.TFEX.co.th