

PRICE MOVEMENT

The SET50 Index closed at 983.26 points, an increase of 18.82 points, or about 1.95% from the previous month.

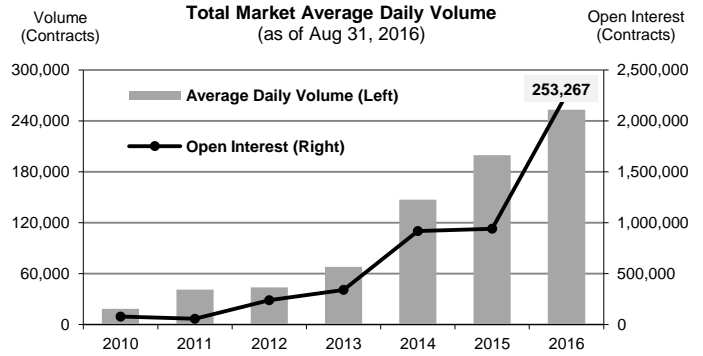
The SET Index closed at 1,524.07 points, an increase of 79.08 points, or about 5.47% from the previous month.

The LBMA Gold Price AM for the end of month was at \$1,314.45 an increase of \$18.05 or 1.35% from the previous month.

TRADING STATISTICS

Unit : Contracts

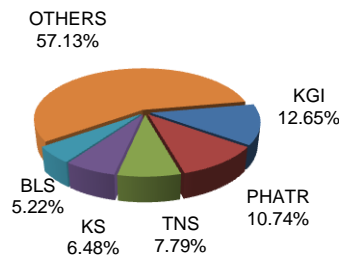
Contract	Daily average volume		Open Interest (as of Aug 31, 2016)	YTD Volume
	Aug 2016	Aug 2015		
Futures	322,903	211,914	2,235,907	40,290,626
SET50	111,586	135,523	349,564	19,945,038
Gold	12,106	7,960	23,453	2,022,691
Single Stock	198,431	67,453	1,849,184	18,187,827
Brent Oil	47	93	156	19,076
USD	731	886	13,505	115,822
RSS3	1	N/A	45	172
Options	1,704	2,436	29,144	232,116
SET50	1,704	2,436	29,144	232,116
TOTAL	324,606	214,350	2,265,051	40,522,742



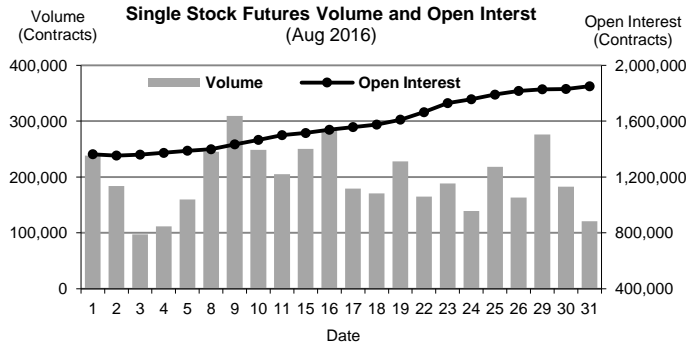
BROKER RANKING

Unit : Contracts

Rank	Broker	Volume	Percent
1	KGI	1,806,595	12.65%
2	PHATR	1,533,806	10.74%
3	TNS	1,112,311	7.79%
4	KS	925,993	6.48%
5	BLS	744,859	5.22%
Top 5 total		6,123,564	42.88%



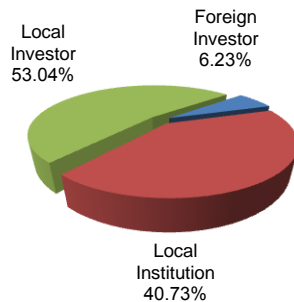
Single Stock Futures



INVESTOR BREAKDOWN

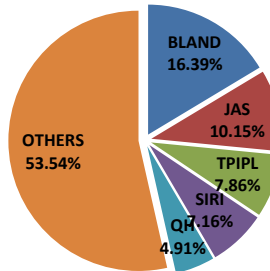
Unit : Contracts

	Trading Volume		
	Long	Short	Net
Foreign Investor	435,675	454,244	(18,569)
Local Institution	2,674,250	3,143,462	(469,212)
Local Investor	4,031,417	3,543,636	487,781

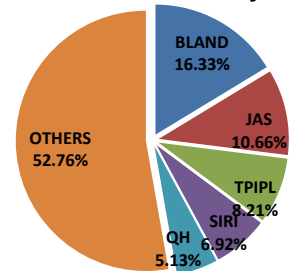


Top 5 Single Stock Futures

AOM+Block Trade



Block Trade only



For more information:
www.TFEX.co.th