



Thailand Futures Exchange

Thailand Futures Exchange

Issue : August 2018

PRICE MOVEMENT

The SET50 Index closed at 1,138.80 points, an increase of 11.24 points, or about 1.00% from the previous month.

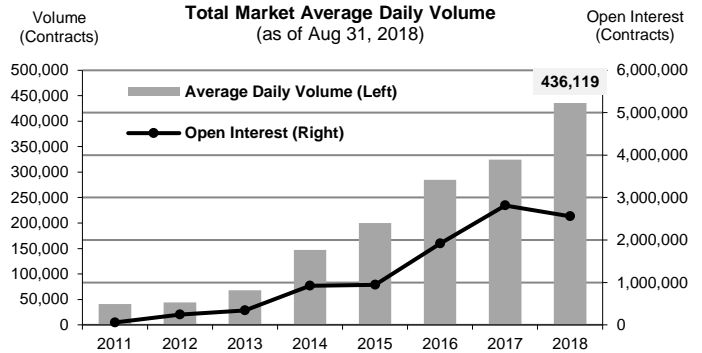
The SET Index closed at 1,721.58 points, an increase of 19.79 points, or about 1.16% from the previous month.

The LBMA Gold Price AM for the end of month was at \$1206.85 a decrease of \$12.35 or -1.01% from the previous month.

TRADING STATISTICS

Unit : Contracts

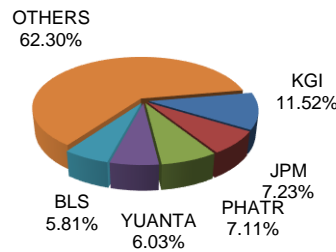
Contract	Daily average volume		Open Interest (as of Aug 31, 2018)	YTD Volume
	August 2018	August 2017		
Futures	329,379	260,797	2,505,322	70,633,359
SET50	152,795	97,741	311,829	27,722,613
Gold	20,764	25,895	54,734	3,122,453
Gold-D	136	0	1,232	98,054
Single Stock	152,248	135,541	2,115,983	39,231,294
USD	3,250	1,519	21,335	440,782
RSS3D	185	101	209	18,163
Options	3,861	6,718	51,788	890,123
SET50	3,861	6,718	51,788	890,123
TOTAL	333,240	267,515	2,557,110	71,523,482



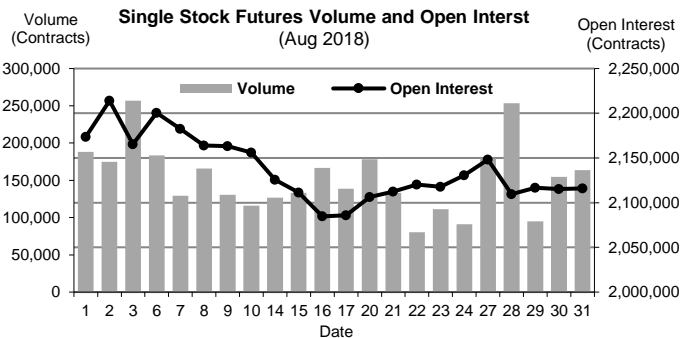
BROKER RANKING

Unit : Contracts

Rank	Broker	Volume	Percent
1	KGI	1,689,212	11.52%
2	JPM	1,060,509	7.23%
3	PHATR	1,042,231	7.11%
4	YUANTA	884,565	6.03%
5	BLS	851,173	5.81%
Top 5 total		5,527,690	37.70%



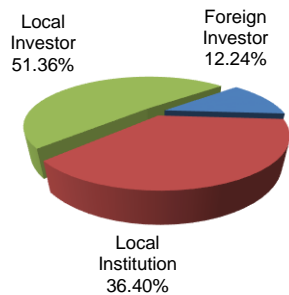
Single Stock Futures



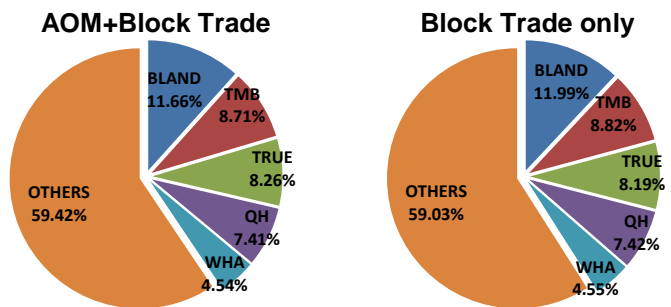
INVESTOR BREAKDOWN

Unit : Contracts

	Trading Volume		
	Long	Short	Net
Foreign Investor	901,360	892,784	8,576
Local Institution	2,661,579	2,675,706	(14,127)
Local Investor	3,768,343	3,762,792	5,551



Top 5 Single Stock Futures



For more information:
www.TFEX.co.th

Disclaimer : This document provides general information only. It should not be considered as an investment advice. Although every attempt has been made to ensure the accuracy of the information, Thailand Futures Exchange (TFEX) and its affiliates assume no responsibility for any error or omissions, including any damage loss or claim arising from reliance on the information.