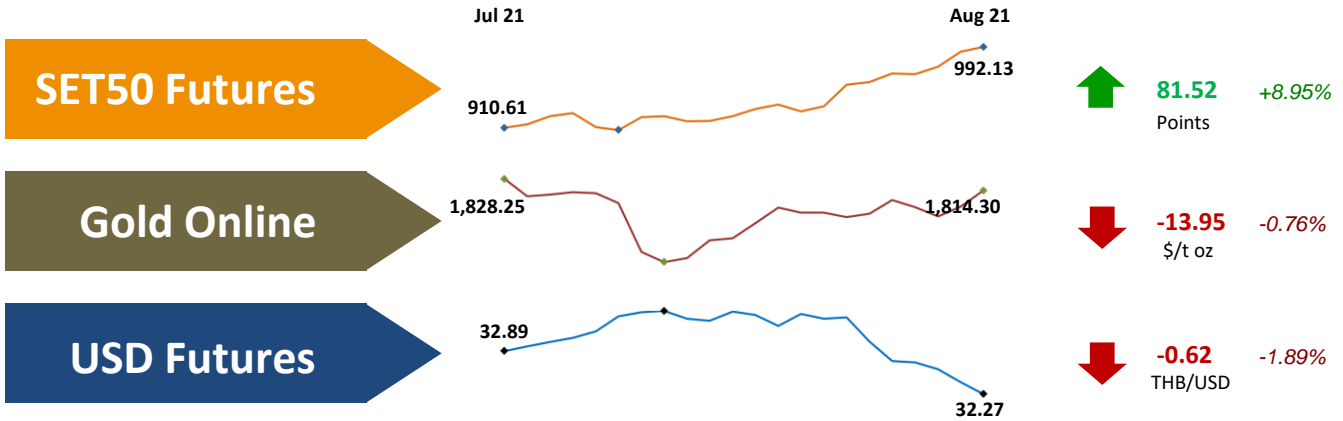
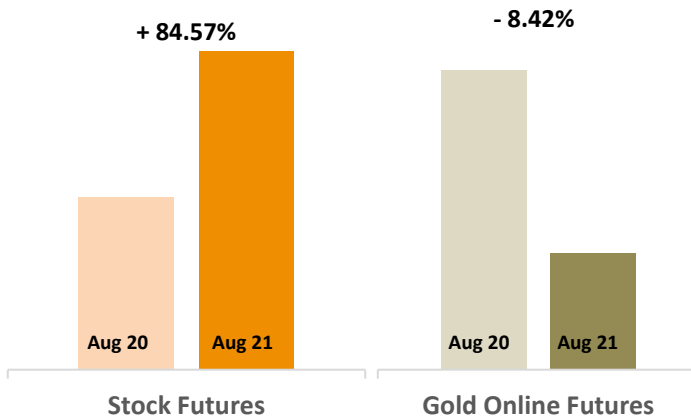


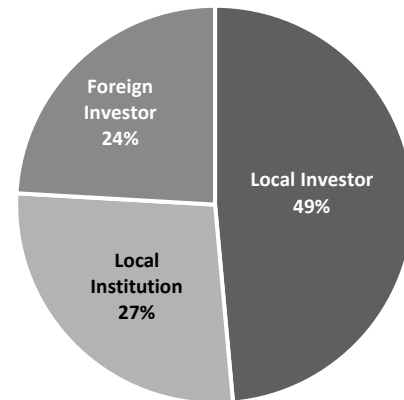
Price Movements



Trading Volume Highlights



Volume by Investor Type August 2021



Products	August		Change	January to August		Change
	2020	2021		2020	2021	
Equity						
SET50 Index Futures	3,561,665	4,507,947	+ 26.57%	36,191,874	31,978,469	- 11.64%
Stock Futures	2,061,861	3,805,677	+ 84.57%	30,210,064	41,934,712	+ 38.81%
SET50 Index Options	106,511	200,141	+ 87.91%	929,021	1,060,393	+ 14.14%
Metals						
Gold Futures	368,753	137,962	- 62.59%	2,002,838	1,063,959	- 46.88%
Gold Online Futures	1,043,392	955,515	- 8.42%	5,609,860	6,598,557	+ 17.62%
Gold-D Futures	226	245	+ 8.41%	2,281	739	- 67.60%
Silver Online Futures	-	4,115	-	0	118,676	-
Japanese Rubber Futures	-	1,056	-	0	11,220	-
Others						
RSS3D Futures	190	0	- 100.00%	16,871	150	- 99.11%
USD Futures	256,168	323,544	+ 26.30%	1,686,406	2,004,365	+ 18.85%
Total Volume	7,398,766	9,936,202	+ 34.30%	76,649,215	84,771,240	+ 10.60%



For more information:
www.TFEX.co.th