

## PRICE MOVEMENT

The SET50 Index closed at 813.55 points, a decrease of 55.83 points, or about 6.42% from the previous month.

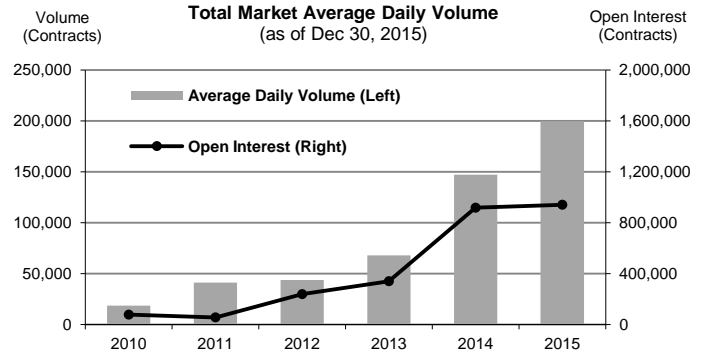
The SET Index closed at 1,288.02 points, a decrease of 71.68 points, or about 5.27% from the previous month.

For precious metals, LBMA Gold Price AM for the end of month was at \$1,062.65. The Brent Index was at \$36.53.

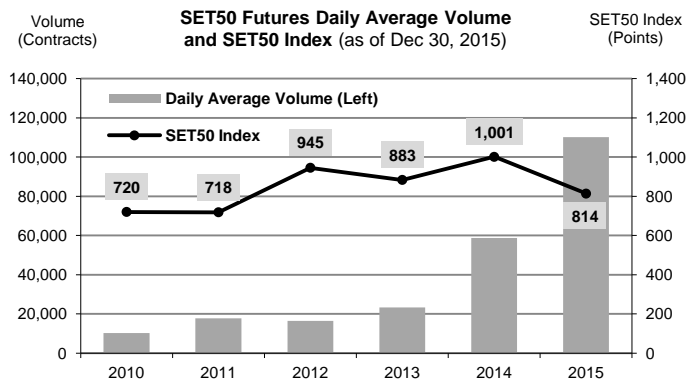
## TRADING STATISTICS

Unit : Contracts

Contract	Daily average volume		Open Interest (as of Dec 30, 2015)	YTD Volume
	Dec 2015	Dec 2014		
<b>Futures</b>	<b>279,651</b>	<b>271,544</b>	<b>935,868</b>	<b>48,231,768</b>
SET50	126,838	126,937	288,560	26,764,395
Gold	7,564	6,429	18,328	1,461,536
Single Stock	144,224	135,028	615,012	19,708,113
Brent Oil	66	113	384	25,970
USD	959	3,036	13,584	271,754
<b>Options</b>	<b>1,428</b>	<b>1,095</b>	<b>5,624</b>	<b>307,131</b>
SET50	1,428	1,095	5,624	307,131
<b>TOTAL</b>	<b>281,079</b>	<b>272,639</b>	<b>941,492</b>	<b>48,538,899</b>



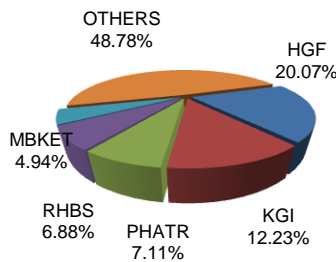
## TRADING STATISTICS



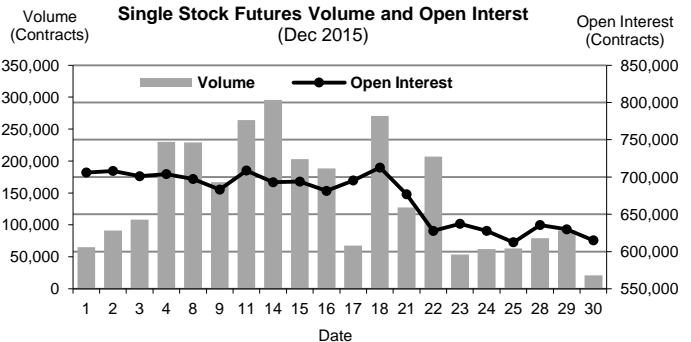
## BROKER RANKING

Unit : Contracts

Rank	Broker	Volume	Percent
1	HGF	2,256,019	20.07%
2	KGI	1,374,877	12.23%
3	PHATR	799,131	7.11%
4	RHBS	773,415	6.88%
5	MBKET	554,909	4.94%
Top 5 total		5,758,351	51.23%



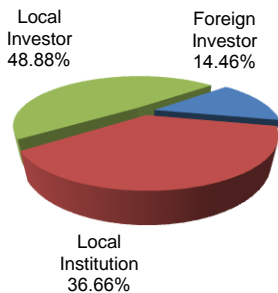
## Single Stock Futures



## INVESTOR BREAKDOWN

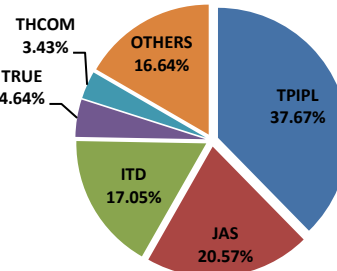
Unit : Contracts

	Trading Volume		
	Long	Short	Net
Foreign Investor	802,578	822,675	(20,097)
Local Institution	2,105,240	2,016,632	88,608
Local Investor	2,713,752	2,782,263	(68,511)

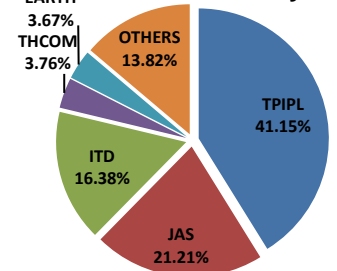


## Top 5 Single Stock Futures

### AOM+Block Trade



### Block Trade only



For more information:  
[www.TFEX.co.th](http://www.TFEX.co.th)