

## PRICE MOVEMENT

The SET50 Index closed at 1,044.92 points, a decrease of 46.63 points, or about 4.27% from the previous month.

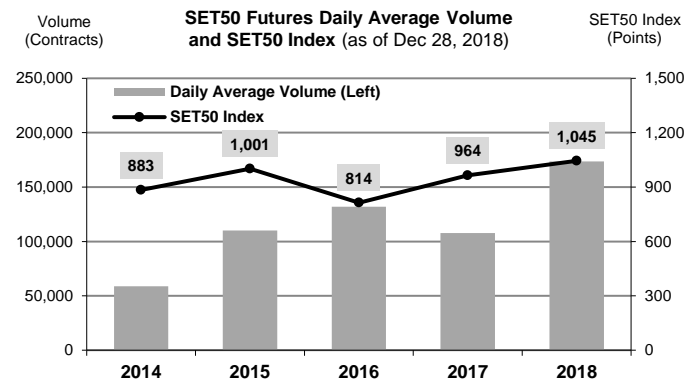
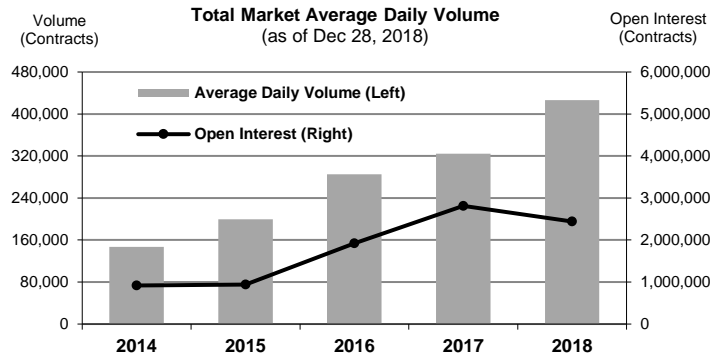
The SET Index closed at 1,563.88 points, a decrease of 77.92 points, or about 4.75% from the previous month.

The LBMA Gold Price AM for the end of month was at \$1281.54 an increase of \$61.20 or 5.01% from the previous month.

## TRADING STATISTICS

Unit : Contracts

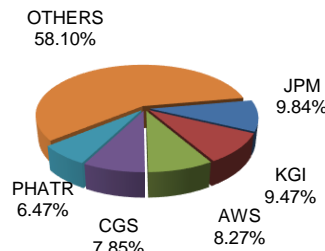
Contract	Daily average volume		Open Interest (as of Dec 28, 2018)	YTD Volume
	Dec 2018	Dec 2017		
<b>Futures</b>	<b>478,758</b>	<b>386,283</b>	<b>2,421,784</b>	<b>103,059,680</b>
SET50	192,782	122,548	241,787	42,544,040
Gold	13,238	16,278	26,020	4,356,424
Gold Online	2,759	-	488	106,443
Single Stock	266,033	244,754	2,134,802	55,332,444
USD	3,653	1,960	18,627	685,847
RSS3D	224	25	60	34,482
<b>Options</b>	<b>6,997</b>	<b>5,358</b>	<b>18,439</b>	<b>1,362,520</b>
SET50	6,997	5,358	18,439	1,362,520
<b>TOTAL</b>	<b>485,755</b>	<b>391,640</b>	<b>2,440,223</b>	<b>104,422,200</b>



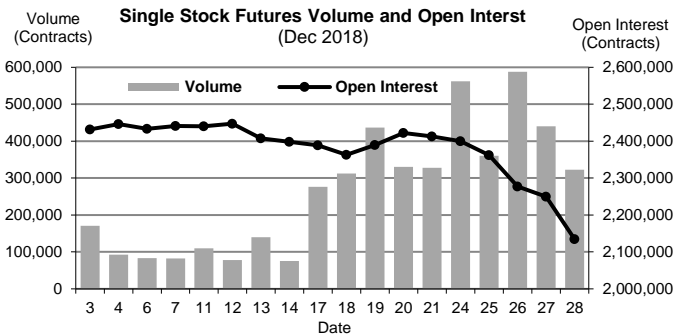
## BROKER RANKING

Unit : Contracts

Rank	Broker	Volume	Percent
1	JPM	1,720,125	9.84%
2	KGI	1,656,672	9.47%
3	AWS	1,446,216	8.27%
4	CGS	1,373,049	7.85%
5	PHATR	1,130,661	6.47%
Top 5 total		7,326,723	41.90%



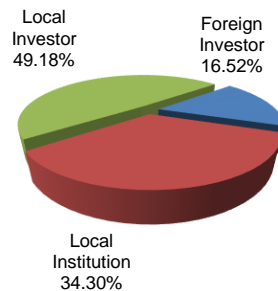
## Single Stock Futures



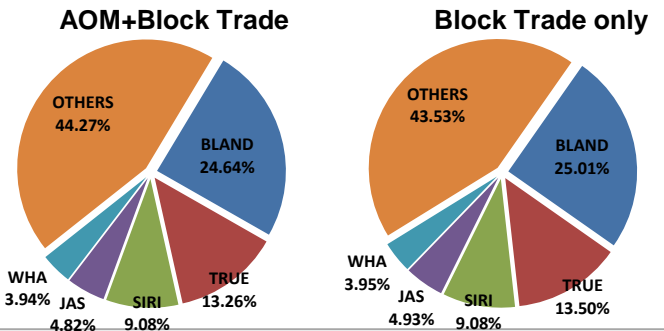
## INVESTOR BREAKDOWN

Unit : Contracts

	Trading Volume		
	Long	Short	Net
Foreign Investor	1,434,387	1,453,647	(19,260)
Local Institution	3,177,740	2,821,048	356,692
Local Investor	4,131,459	4,468,891	(337,432)



## Top 5 Single Stock Futures



For more information:  
www.TFEX.co.th