

PRICE MOVEMENT

The SET50 Index closed at 851.02 points, an increase of 24.81 points, or about 3.00% from the previous month.

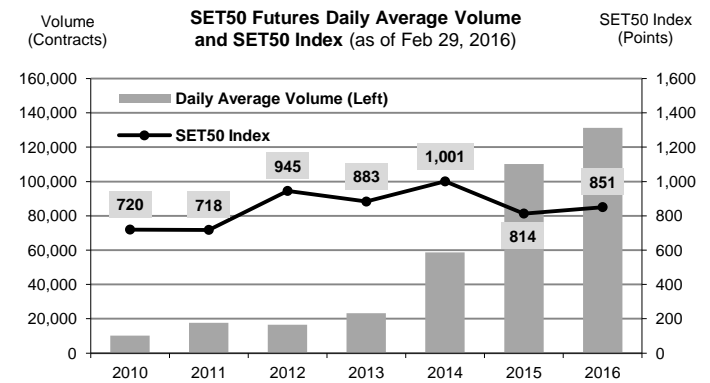
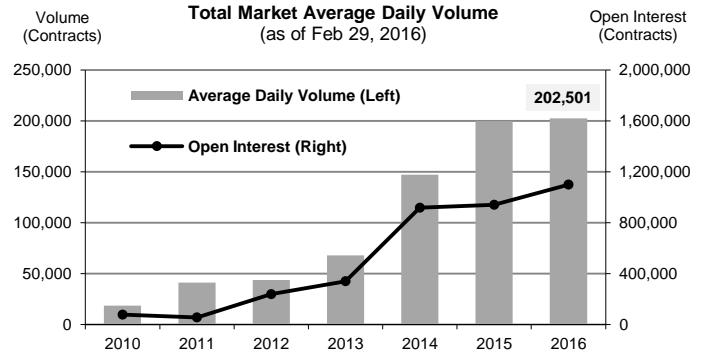
The SET Index closed at 1,332.37 points, an increase of 31.39 points, or about 2.41% from the previous month.

The LBMA Gold Price AM for the end of month was at \$1,243.15. The Brent Index was at \$35.98.

TRADING STATISTICS

Unit : Contracts

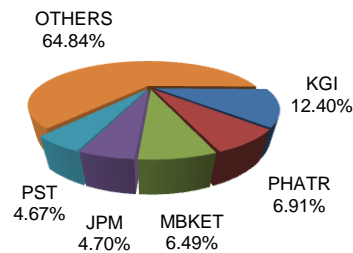
Contract	Daily average volume		Open Interest (as of Feb 29, 2016)	YTD Volume
	Feb 2016	Feb 2015		
Futures	190,754	221,101	1,078,970	8,050,360
SET50	120,642	82,099	290,072	5,254,503
Gold	15,757	5,998	20,173	487,716
Single Stock	53,301	132,252	749,493	2,255,971
Brent Oil	188	174	528	6,582
USD	862	578	18,699	45,563
RSS3	3	N/A	5	25
Options	1,119	950	21,256	49,621
SET50	1,119	950	21,256	49,621
TOTAL	191,873	222,051	1,100,226	8,099,981



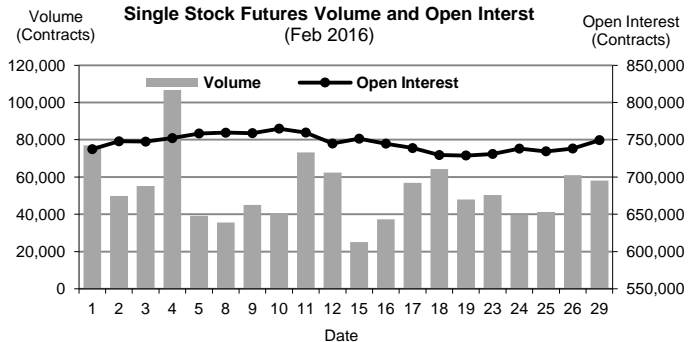
BROKER RANKING

Unit : Contracts

Rank	Broker	Volume	Percent
1	KGI	951,381	12.40%
2	PHATR	530,147	6.91%
3	MBKET	497,795	6.49%
4	JPM	360,582	4.70%
5	PST	358,652	4.67%
Top 5 total		2,698,557	35.17%



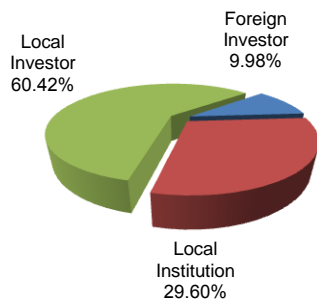
Single Stock Futures



INVESTOR BREAKDOWN

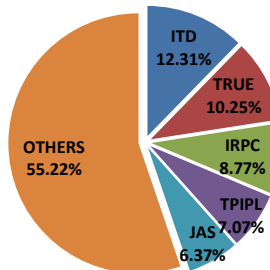
Unit : Contracts

	Trading Volume		
	Long	Short	Net
Foreign Investor	408,138	358,096	50,042
Local Institution	1,125,207	1,146,325	(21,118)
Local Investor	2,304,080	2,333,004	(28,924)

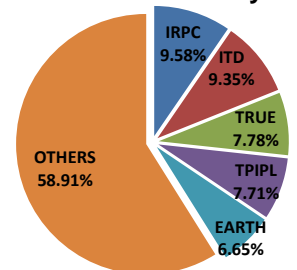


Top 5 Single Stock Futures

AOM+Block Trade



Block Trade only



For more information:
www.TFEX.co.th