

PRICE MOVEMENT

The SET50 Index closed at 1,050.29 points, an increase of 49.28 points, or about 4.92% from the previous month.

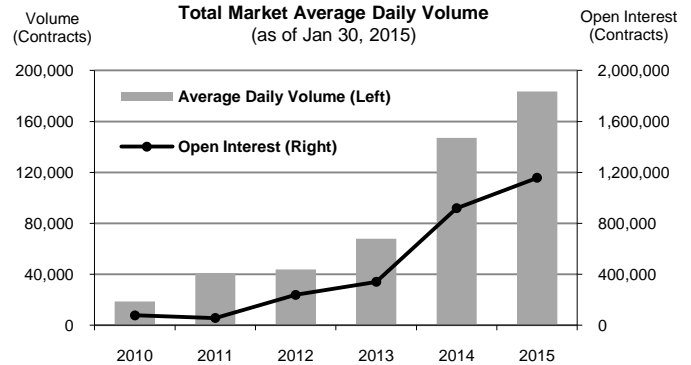
The SET Index closed at 1,581.25 points, an decrease 83.58 points, or about 5.58% from the previous month.

For precious metals, LBMA Gold A.M. for the end of month was at \$1,263.50. The Brent Index was at \$48.40.

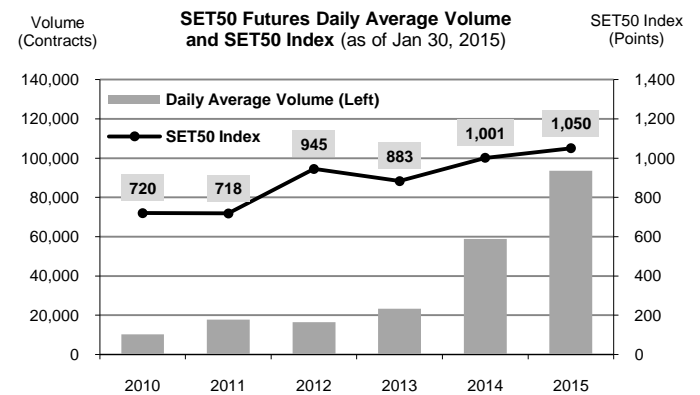
TRADING STATISTICS

Unit : Contracts

Contract	Daily average volume		Open Interest (as of Jan 30, 2015)	YTD Volume
	Jan 2015	Jan 2014		
Futures	182,927	53,489	1,149,651	3,658,539
SET50	93,504	23,048	203,899	1,870,075
Gold	6,488	5,206	19,761	129,756
Single Stock	80,960	24,545	914,642	1,619,197
Brent Oil	145	108	505	2,896
USD	1,831	582	10,844	36,615
Options	669	202	7,438	13,381
SET50	669	202	7,438	13,381
TOTAL	183,596	53,692	1,157,089	3,671,920



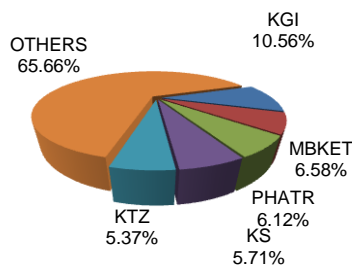
TRADING STATISTICS



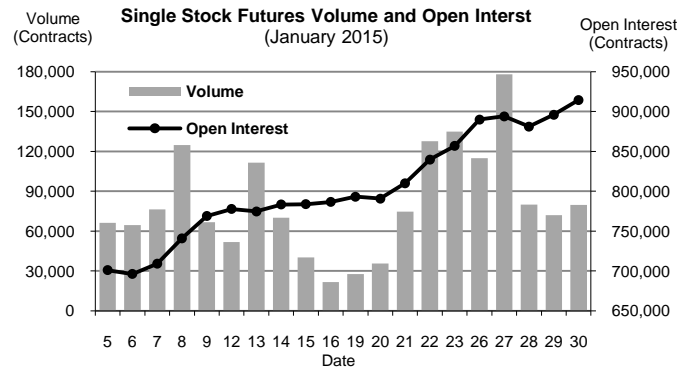
BROKER RANKING

Unit : Contracts

Rank	Broker	Volume	Percent
1	KGI	775,355	10.56%
2	MBKET	482,942	6.58%
3	PHATR	449,712	6.12%
4	KS	419,414	5.71%
5	KTZ	394,649	5.37%
Top 5 total		2,522,072	34.34%



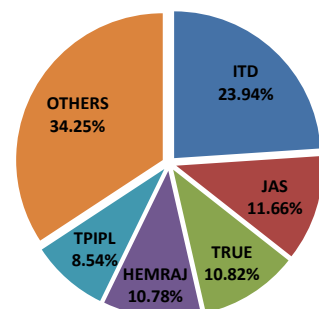
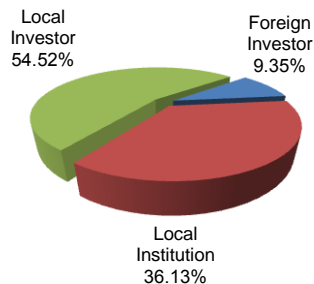
Single Stock Futures



INVESTOR BREAKDOWN

Unit : Contracts

	Trading Volume		
	Long	Short	Net
Foreign Investor	350,939	335,698	15,241
Local Institution	1,219,060	1,434,296	(215,236)
Local Investor	2,101,921	1,901,926	199,995



For more information:
www.TFEX.co.th