

PRICE MOVEMENT

The SET50 Index dropped 16.96 points, or about 1.73% from the previous month closing at 966.03 points.

The SET Index declined 28.76 points, or about 1.98% from the previous month closing at 1,423.14 points.

For precious metals, LBMA Gold A.M. and Silver Fixing for the end of July were at \$1,331.50 and \$19.94, respectively. The Brent Index was at \$107.25 and the USD/THB was at 31.3300.

The average daily trading value for SET was 44,323 mil baht. A decrease of 26.22% from the previous month.

TRADING STATISTICS

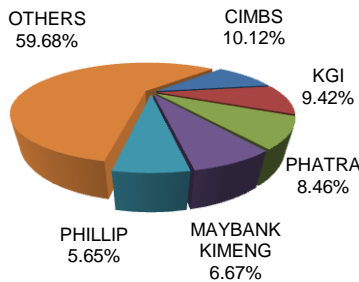
Unit : Contracts

Contract	Daily average volume		Open Interest (as of July 31, 2013)	YTD Volume
	July 2013	July 2012		
Futures	54,521	43,231	253,724	10,625,891
SET50	24,271	16,789	32,726	3,489,497
Precious Metals	5,570	13,881	14,859	1,507,792
Gold	5,570	13,776	14,819	1,506,602
Silver	0	105	40	1,190
Single Stock	23,927	7,453	202,846	5,433,239
Brent Crude Oil	115	682	294	34,095
USD	638	9,212	2,999	161,268
Options	234	149	2,091	41,349
SET50	234	149	2,091	41,349
TOTAL	54,755	43,380	255,815	10,667,240

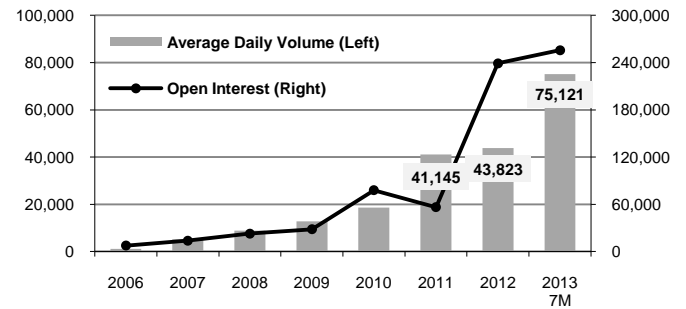
BROKER RANKING

Unit : Contracts

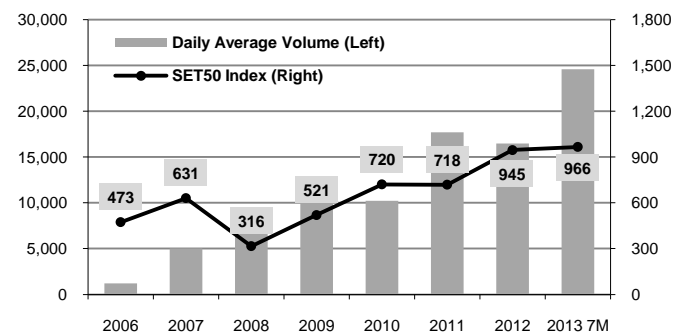
Rank	Broker	Volume	Percent
1	CIMBS	232,703	10.12%
2	KGI	216,743	9.42%
3	PHATRA	194,516	8.46%
4	MAYBANK KIMENG	153,417	6.67%
5	PHILLIP	129,827	5.65%
Top 5 total		927,206	40.32%



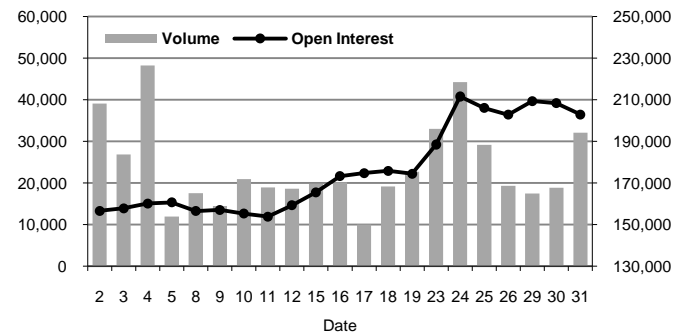
Total Market Average Daily Volume (as of July 31, 2013) and Open Interest (Contracts)



SET50 Futures Daily Average Volume and SET50 Index (as of July 31, 2013)



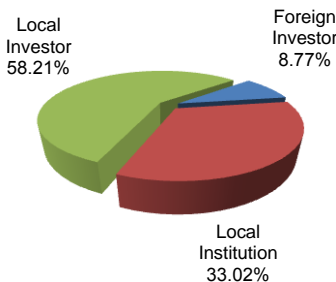
Single Stock Futures Volume and Open Interest (July 2013)



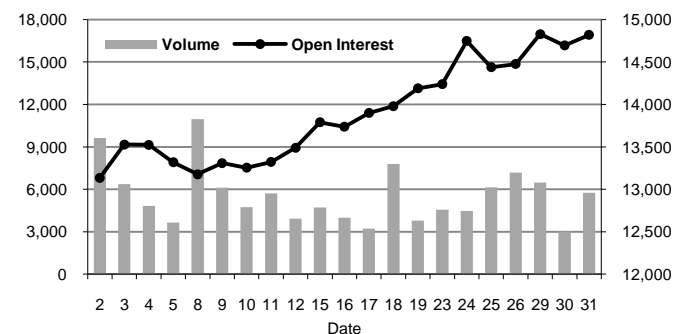
INVESTOR BREAKDOWN

Unit : Contracts

	Trading Volume		
	Long	Short	Net
Foreign Investor	104,410	97,230	7,180
Local Institution	343,572	415,802	(72,230)
Local Investor	701,882	636,832	65,050



Gold Futures Volume and Open Interest (July 2013)



For more information:
www.TFEX.co.th