

## PRICE MOVEMENT

The SET50 Index closed at 1,006.97 points, an increase of 7.35 points, or about 0.74% from the previous month.

The SET Index closed at 1,502.39 points, an increase 16.64 points, or about 1.12% from the previous month.

For precious metals, LBMA Gold A.M. and Silver Fixing for the end of month were at \$1,295 and \$20.69, respectively. The Brent Index was at \$107.07.

## TRADING STATISTICS

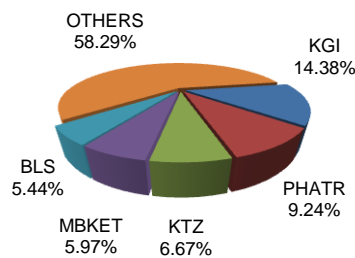
Unit : Contracts

Contract	Daily average volume		Open Interest (as of Jul 31, 2014)	YTD Volume
	July 2014	July 2013		
<b>Futures</b>	<b>195,165</b>	<b>54,521</b>	<b>927,311</b>	<b>15,419,228</b>
SET50	60,005	24,271	235,995	5,876,656
Precious Metals	6,889	5,570	21,288	889,774
Gold	6,889	5,570	21,288	889,765
Silver	0	0	0	9
Single Stock	127,623	23,927	665,303	8,558,273
Brent Oil	184	115	590	21,307
USD	464	638	4,135	73,218
<b>Options</b>	<b>328</b>	<b>234</b>	<b>5,274</b>	<b>40,042</b>
SET50	328	234	5,274	40,042
<b>TOTAL</b>	<b>195,493</b>	<b>54,755</b>	<b>932,585</b>	<b>15,459,270</b>

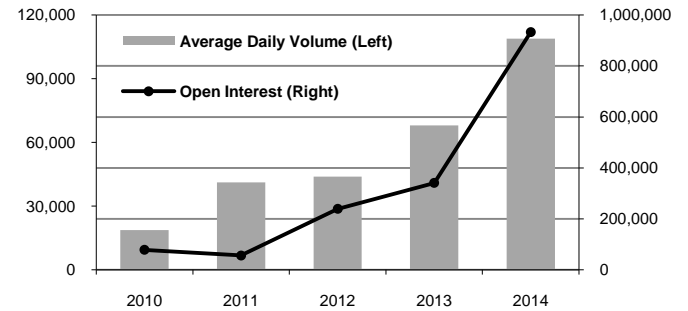
## BROKER RANKING

Unit : Contracts

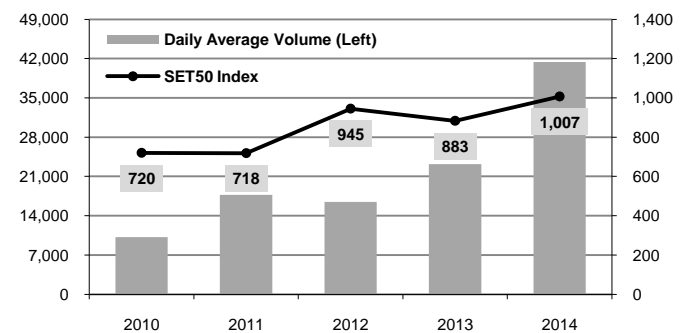
Rank	Broker	Volume	Percent
1	KGI	1,180,776	14.38%
2	PHATR	758,904	9.24%
3	KTZ	547,813	6.67%
4	MBKET	490,188	5.97%
5	BLS	446,660	5.44%
Top 5 total		3,424,341	41.70%



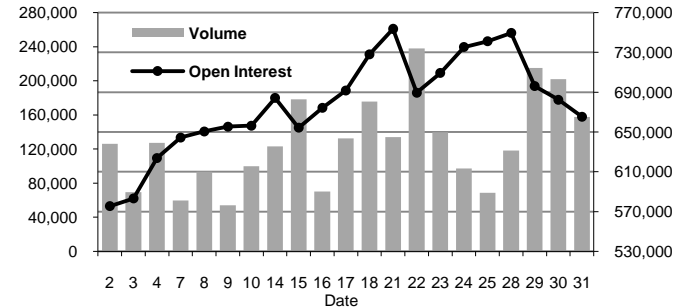
Total Market Average Daily Volume (as of July 31, 2014)



SET50 Futures Daily Average Volume and SET50 Index (as of July 31, 2014)



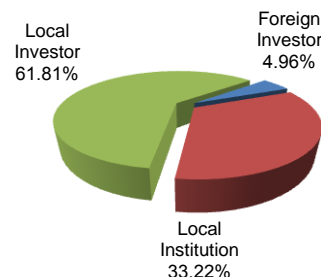
Single Stock Futures Volume and Open Interest (July 2014)



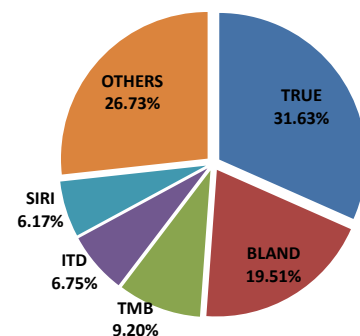
## INVESTOR BREAKDOWN

Unit : Contracts

	Trading Volume		
	Long	Short	Net
Foreign Investor	204,836	202,749	2,087
Local Institution	1,307,385	1,420,495	(113,110)
Local Investor	2,593,147	2,482,124	111,023



## Top 5 Single Stock Futures



For more information:  
[www.TFEX.co.th](http://www.TFEX.co.th)