

PRICE MOVEMENT

The SET50 Index closed at 1,150.85 points, an increase of 75.98 points, or about 7.07% from the previous month.

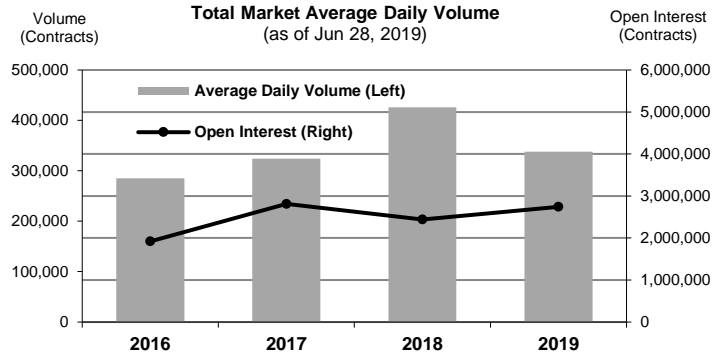
The SET Index closed at 1,730.34 points, an increase of 110.12 points, or about 6.80% from the previous month.

The LBMA Gold Price AM for the end of month was at \$1413 an increase of \$117.20 or 9.04% from the previous month.

TRADING STATISTICS

Unit : Contracts

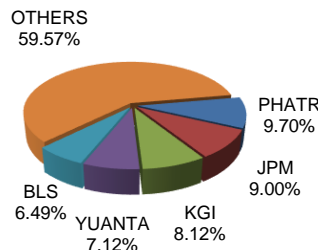
Contract	Daily average volume		Open Interest (as of Jun 28, 2019)	YTD Volume
	Jun 2019	Jun 2018		
Futures	580,589	550,093	3,199,911	33,636,427
SET50	200,487	207,742	347,251	15,909,616
Gold	24,966	19,873	34,408	1,322,711
Gold Online	25,013	0	12,834	754,612
Single Stock	324,387	317,828	2,770,287	15,349,846
USD	5,200	3,918	34,958	272,162
RSS3D	215	195	52	20,238
Options	10,059	6,912	33,373	522,614
SET50	10,059	6,912	33,373	522,614
TOTAL	590,647	557,004	3,233,284	34,159,041



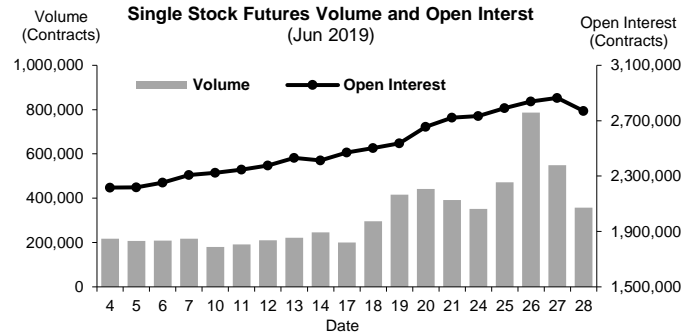
BROKER RANKING

Unit : Contracts

Rank	Broker	Volume	Percent
1	PHATR	2,178,009	9.70%
2	JPM	2,020,501	9.00%
3	KGI	1,822,042	8.12%
4	YUANTA	1,597,787	7.12%
5	BLS	1,456,210	6.49%
Top 5 total		9,074,549	40.43%



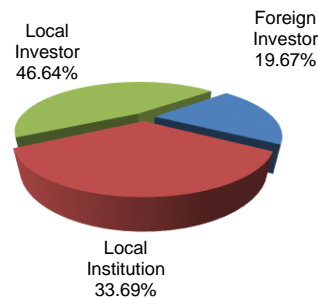
Single Stock Futures



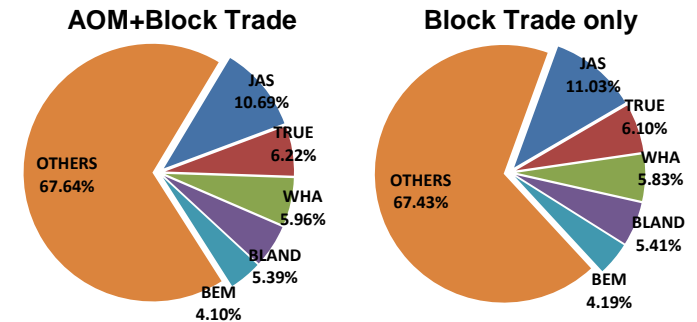
INVESTOR BREAKDOWN

Unit : Contracts

	Trading Volume		
	Long	Short	Net
Foreign Investor	2,201,049	2,212,812	(11,763)
Local Institution	3,478,643	4,083,937	(605,294)
Local Investor	5,542,610	4,925,553	617,057



Top 5 Single Stock Futures



For more information:
www.TFEX.co.th