

## PRICE MOVEMENT

The SET50 Index increase 36.25 points, or about 4.03% from the previous month closing at 935.76 points.

The SET Index increase 50.93 points, or about 3.84% from the previous month closing at 1,391.22 points.

For precious metals, LBMA Gold A.M. and Silver Fixing for the end of March 2014 were at \$1,294 and \$19.97, respectively. The Brent Index was at \$108.02 and the USD/THB was at 32.5100.

The average daily trading value for SET was 31,269 mil baht. An increase of 15.77% from the previous month.

## TRADING STATISTICS

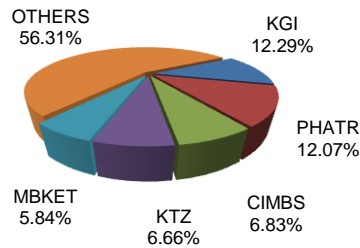
Unit : Contracts

Contract	Daily average volume		Open Interest (as of Mar 31, 2014)	YTD Volume
	Mar 2014	Mar 2013		
<b>Futures</b>	<b>70,454</b>	<b>95,187</b>	<b>490,128</b>	<b>3,484,542</b>
SET50	17,234	23,301	34,110	1,155,075
Precious Metals	6,630	11,254	15,354	380,605
Gold	6,630	11,253	15,347	380,598
Silver	0	1	7	7
Single Stock	45,849	59,628	436,910	1,906,144
Brent Crude Oil	157	235	426	7,737
USD	584	768	3,328	34,981
<b>Options</b>	<b>278</b>	<b>175</b>	<b>1,111</b>	<b>13,210</b>
SET50	278	175	1,111	13,210
<b>TOTAL</b>	<b>70,732</b>	<b>95,362</b>	<b>491,239</b>	<b>3,497,752</b>

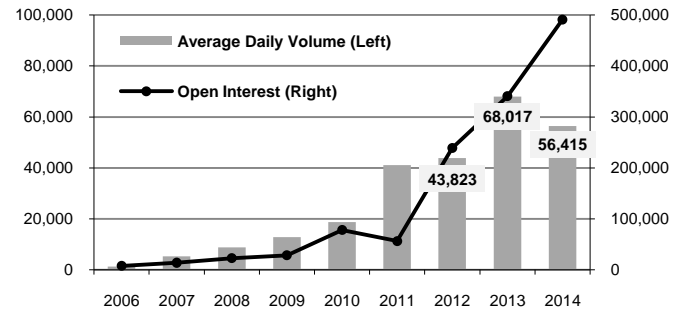
## BROKER RANKING

Unit : Contracts

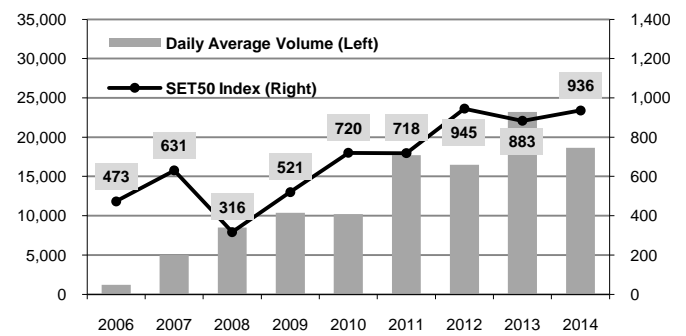
Rank	Broker	Volume	Percent
1	KGI	365,116	12.29%
2	PHATR	358,678	12.07%
3	CIMBS	202,793	6.83%
4	KTZ	197,756	6.66%
5	MBKET	173,552	5.84%
Top 5 total		1,297,895	43.69%



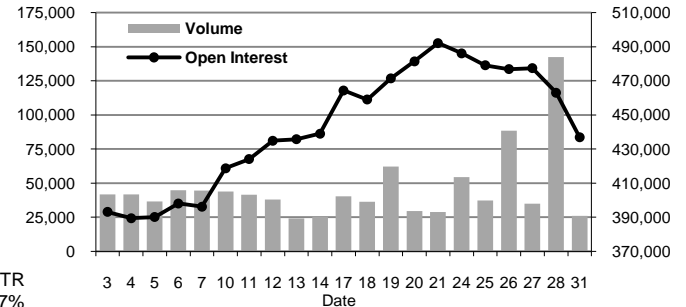
Total Market Average Daily Volume (as of Mar 31, 2014) and Open Interest (Contracts)



SET50 Futures Daily Average Volume and SET50 Index (as of Mar 31, 2014)



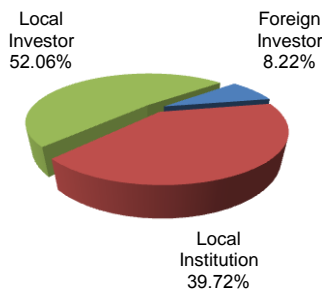
Single Stock Futures Volume and Open Interest (Mar 2014)



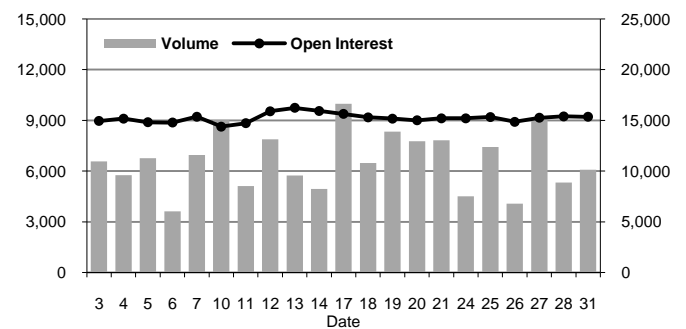
## INVESTOR BREAKDOWN

Unit : Contracts

	Trading Volume		
	Long	Short	Net
Foreign Investor	122,349	121,793	556
Local Institution	546,822	633,126	(86,304)
Local Investor	816,195	730,447	85,748



Gold Futures Volume and Open Interest (Mar 2014)



For more information:  
[www.TFEX.co.th](http://www.TFEX.co.th)