

PRICE MOVEMENT

The SET50 Index closed at 905.93 points, an increase of 54.91 points, or about 6.45% from the previous month.

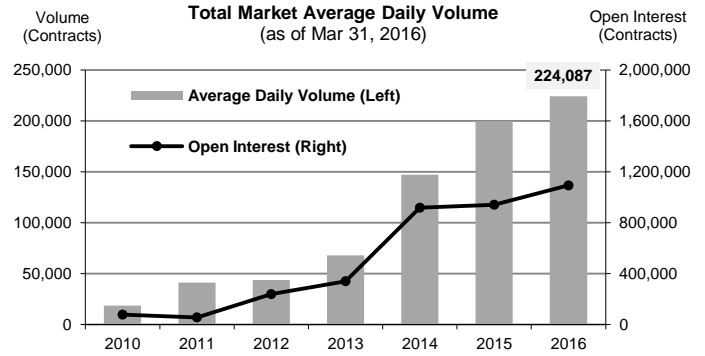
The SET Index closed at 1,407.70 points, an increase of 75.33 points, or about 5.65% from the previous month.

The LBMA Gold Price AM for the end of month was at \$1,233.60. The Brent Index was at \$39.76.

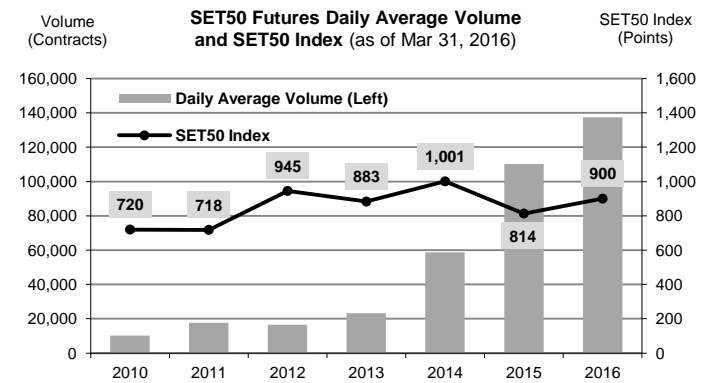
TRADING STATISTICS

Unit : Contracts

Contract	Daily average volume		Open Interest (as of Mar 31, 2016)	YTD Volume
	Mar 2016	Mar 2015		
Futures	260,135	232,452	1,088,002	14,033,469
SET50	148,245	109,095	240,183	8,664,138
Gold	14,383	4,737	23,085	818,517
Single Stock	96,732	117,334	816,135	4,480,801
Brent Oil	129	119	495	9,543
USD	647	1,167	8,091	60,437
RSS3	0	N/A	13	33
Options	1,494	1,232	5,481	83,972
SET50	1,494	1,232	5,481	83,972
TOTAL	261,629	233,684	1,093,483	14,117,441



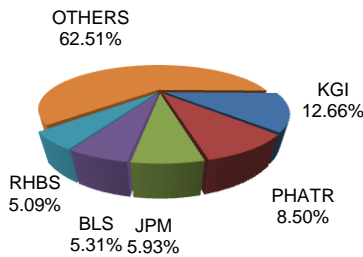
TRADING STATISTICS



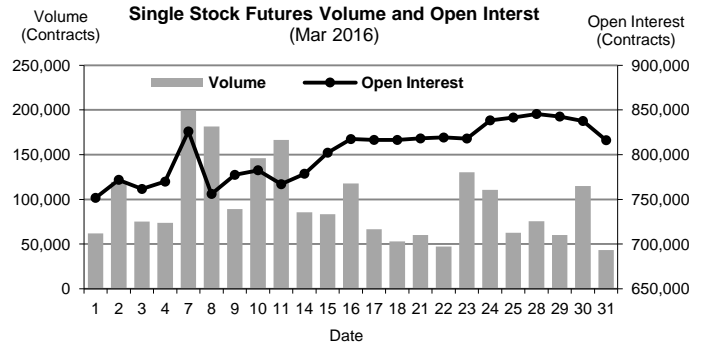
BROKER RANKING

Unit : Contracts

Rank	Broker	Volume	Percent
1	KGI	1,523,873	12.66%
2	PHATR	1,022,435	8.50%
3	JPM	714,066	5.93%
4	BLS	639,442	5.31%
5	RHBS	612,357	5.09%
Top 5 total		4,512,173	37.49%



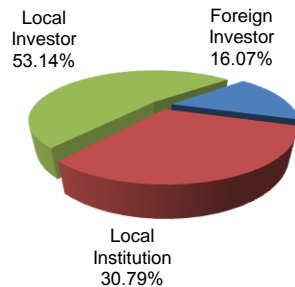
Single Stock Futures



INVESTOR BREAKDOWN

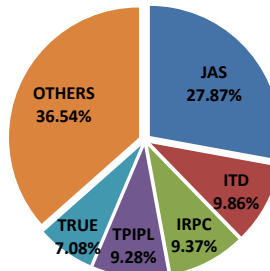
Unit : Contracts

	Trading Volume		
	Long	Short	Net
Foreign Investor	975,986	958,610	17,376
Local Institution	1,782,257	1,923,247	(140,990)
Local Investor	3,259,217	3,135,603	123,614

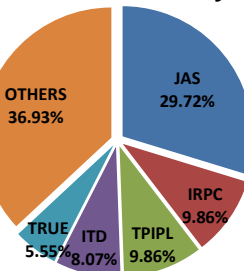


Top 5 Single Stock Futures

AOM+Block Trade



Block Trade only



For more information:
www.TFEX.co.th