

## PRICE MOVEMENT

The SET50 Index closed at 1,053.22 points, a decrease of 4.00 points, or about 0.38% from the previous month.

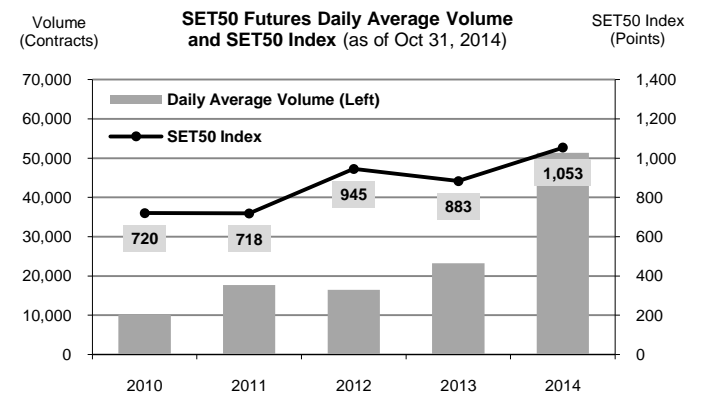
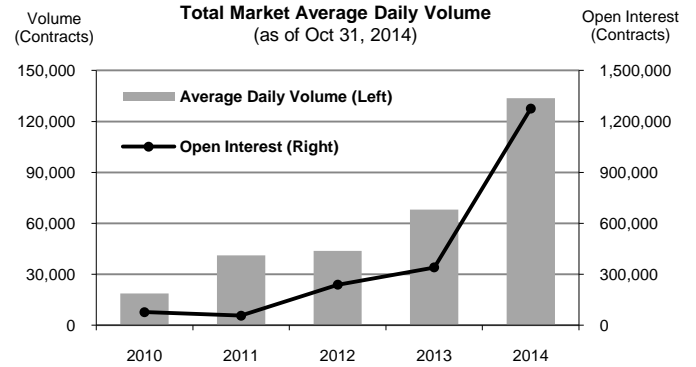
The SET Index closed at 1,584.16 points, a decrease 1.51 points, or about 0.10% from the previous month.

For precious metals, LBMA Gold A.M. and Silver Fixing for the end of month were at \$1,173.25 and \$16.20, respectively. The Brent Index was at \$86.25.

## TRADING STATISTICS

Unit : Contracts

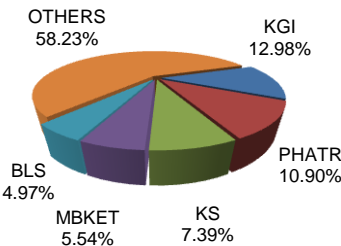
Contract	Daily average volume		Open Interest (as of Oct 30, 2014)	YTD Volume
	Oct 2014	Oct 2013		
<b>Futures</b>	<b>183,525</b>	<b>63,300</b>	<b>1,266,692</b>	<b>27,315,062</b>
SET50	80,792	17,241	236,267	10,533,891
Precious Metals	6,522	7,308	16,694	1,267,267
Gold	6,522	7,307	16,694	1,267,258
Silver	-	0	-	9
Single Stock	93,839	38,263	1,009,561	15,276,981
Brent Oil	101	114	279	28,383
USD	2,272	375	3,891	208,540
<b>Options</b>	<b>656</b>	<b>167</b>	<b>8,708</b>	<b>76,094</b>
SET50	656	167	8,708	76,094
<b>TOTAL</b>	<b>184,181</b>	<b>63,467</b>	<b>1,275,400</b>	<b>27,391,156</b>



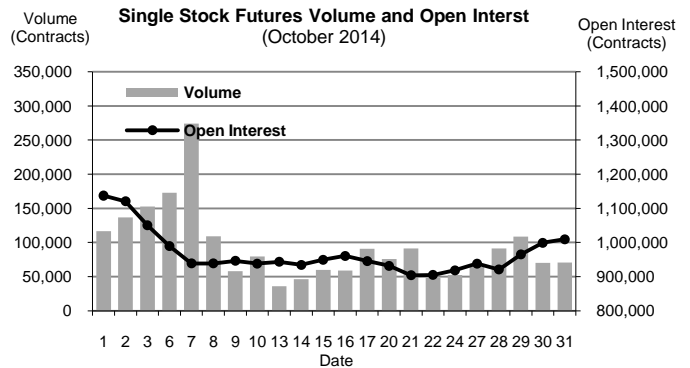
## BROKER RANKING

Unit : Contracts

Rank	Broker	Volume	Percent
1	KGI	1,051,760	12.98%
2	PHATR	883,067	10.90%
3	KS	598,880	7.39%
4	MBKET	448,886	5.54%
5	BLS	402,377	4.97%
Top 5 total		3,384,970	41.78%



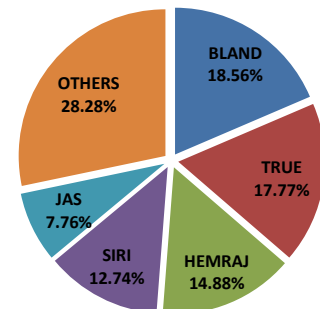
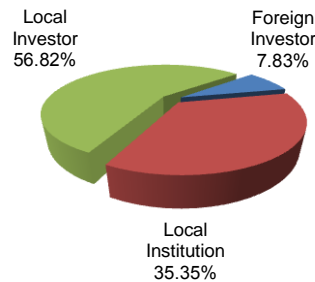
## Single Stock Futures



## INVESTOR BREAKDOWN

Unit : Contracts

	Trading Volume		
	Long	Short	Net
Foreign Investor	312,107	322,429	(10,322)
Local Institution	1,521,131	1,343,663	177,468
Local Investor	2,218,747	2,385,893	(167,146)



For more information:  
[www.TFEX.co.th](http://www.TFEX.co.th)