

## PRICE MOVEMENT

The SET50 Index closed at 899.52 points, an increase of 30.81 points, or about 3.55% from the previous month.

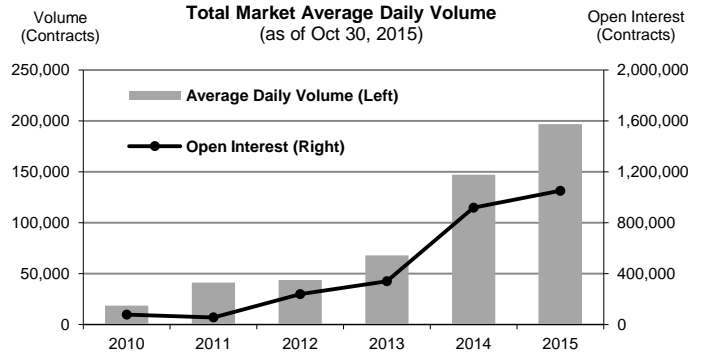
The SET Index closed at 1,394.00 points, an increase 45.94 points, or about 3.41% from the previous month.

For precious metals, LBMA Gold A.M. for the end of month was at \$1,147.75. The Brent Index was at \$48.39.

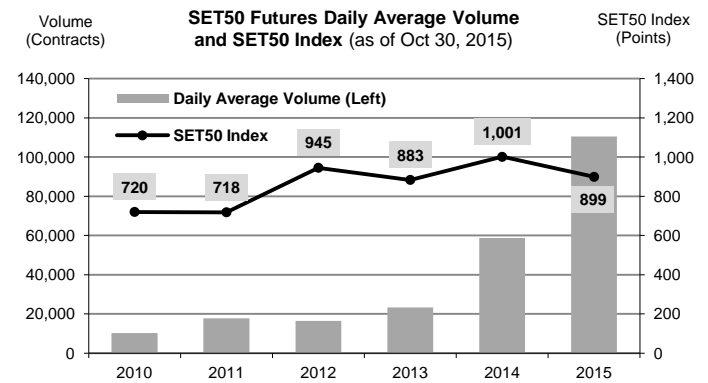
## TRADING STATISTICS

Unit : Contracts

Contract	Daily average volume		Open Interest (as of Oct 30, 2015)	YTD Volume
	Oct 2015	Oct 2014		
<b>Futures</b>	<b>167,134</b>	<b>183,525</b>	<b>1,038,537</b>	<b>39,513,832</b>
SET50	107,597	80,792	267,444	22,314,043
Gold	6,765	6,522	17,999	1,183,827
Single Stock	51,274	93,839	741,374	15,762,551
Brent Oil	132	101	548	22,609
USD	1,365	2,272	11,172	230,802
<b>Options</b>	<b>866</b>	<b>656</b>	<b>12,203</b>	<b>255,654</b>
SET50	866	656	12,203	255,654
<b>TOTAL</b>	<b>167,999</b>	<b>184,181</b>	<b>1,050,740</b>	<b>39,769,486</b>



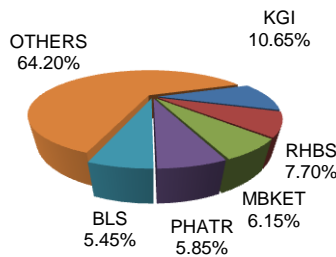
## TRADING STATISTICS



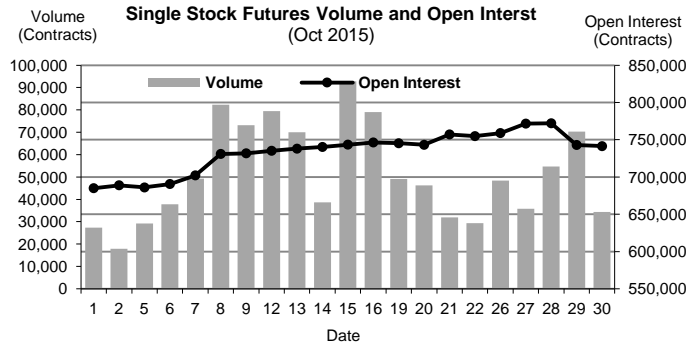
## BROKER RANKING

Unit : Contracts

Rank	Broker	Volume	Percent
1	KGI	751,297	10.65%
2	RHBS	542,982	7.70%
3	MBKET	434,268	6.15%
4	PHATR	412,953	5.85%
5	BLS	384,736	5.45%
Top 5 total		2,526,236	35.80%



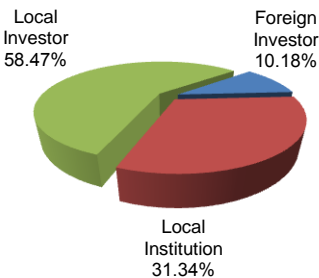
## Single Stock Futures



## INVESTOR BREAKDOWN

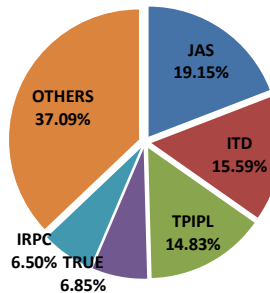
Unit : Contracts

	Trading Volume		
	Long	Short	Net
Foreign Investor	392,260	326,320	65,940
Local Institution	1,046,204	1,165,266	(119,062)
Local Investor	2,089,525	2,036,403	53,122

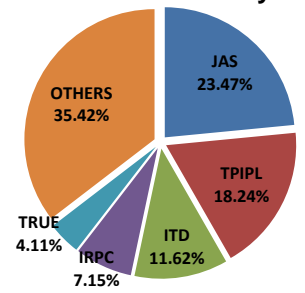


## Top 5 Single Stock Futures

### AOM+Block Trade



### Block Trade only



For more information:  
[www.TFEX.co.th](http://www.TFEX.co.th)