

PRICE MOVEMENT

The SET50 Index closed at 868.71 points, a decrease of 36.97 points, or about 4.08% from the previous month.

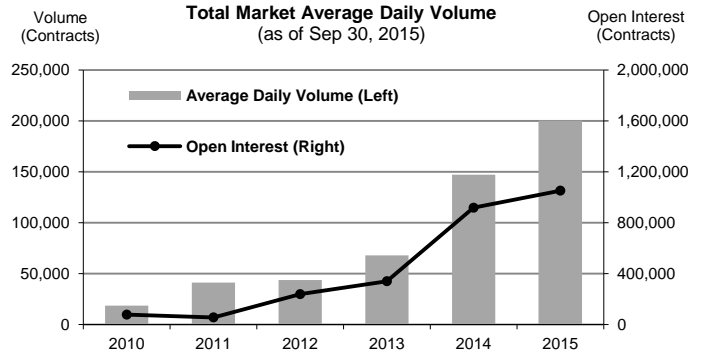
The SET Index closed at 1,349.00 points, a decrease 33.41 points, or about 2.42% from the previous month.

For precious metals, LBMA Gold A.M. for the end of month was at \$1,122.50. The Brent Index was at \$47.60.

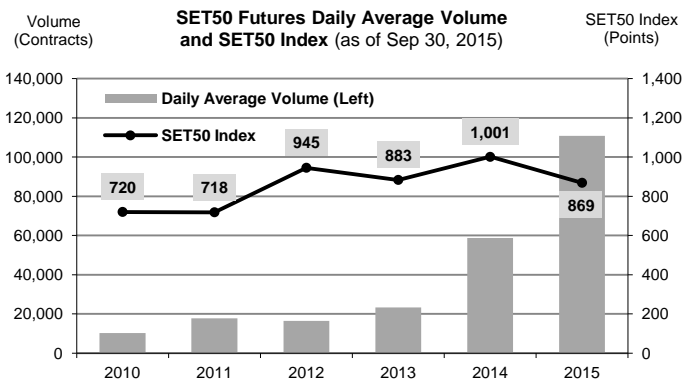
TRADING STATISTICS

Unit : Contracts

Contract	Daily average volume		Open Interest (as of Sep 30, 2015)	YTD Volume
	Sep 2015	Sep 2014		
Futures	227,244	196,603	1,045,333	36,004,028
SET50	163,326	75,861	338,520	20,054,502
Gold	5,675	5,160	22,023	1,041,764
Single Stock	56,811	113,099	678,339	14,685,791
Brent Oil	130	116	506	19,838
USD	1,303	2,367	5,945	202,133
Options	1,330	626	7,101	237,469
SET50	1,330	626	7,101	237,469
TOTAL	228,574	197,229	1,052,434	36,241,497



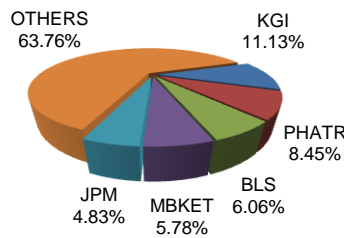
TRADING STATISTICS



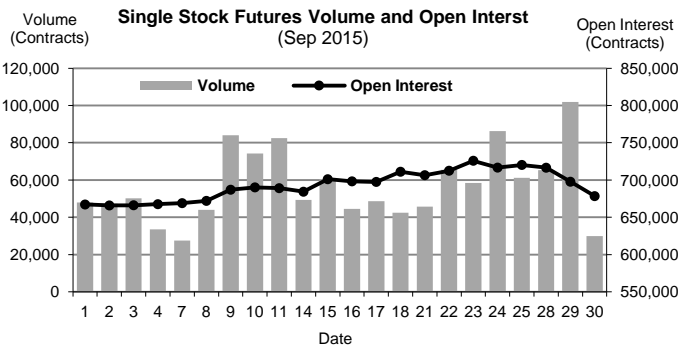
BROKER RANKING

Unit : Contracts

Rank	Broker	Volume	Percent
1	KGI	1,118,943	11.13%
2	PHATR	849,353	8.45%
3	BLS	609,151	6.06%
4	MBKET	581,128	5.78%
5	JPM	486,084	4.83%
Top 5 total		3,644,659	36.25%



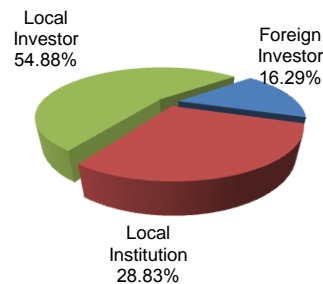
Single Stock Futures



INVESTOR BREAKDOWN

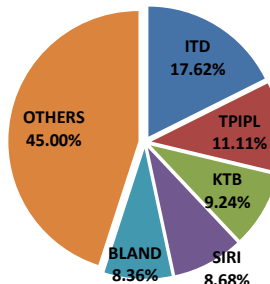
Unit : Contracts

	Trading Volume		
	Long	Short	Net
Foreign Investor	802,711	836,028	(33,317)
Local Institution	1,438,785	1,460,805	(22,020)
Local Investor	2,787,125	2,731,788	55,337

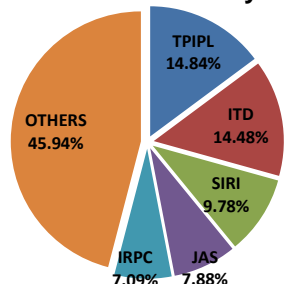


Top 5 Single Stock Futures

AOM+Block Trade



Block Trade only



For more information:
www.TFEX.co.th