

PRICE MOVEMENT

The SET50 Index dropped 83.05 points, or about 8.60% from the previous month closing at 882.98 points, its biggest 1 month declined this year.

The SET Index declined 128.84 points, or about 9.05% from the previous month closing at 1,294.30 points.

For precious metals, LBMA Gold A.M. and Silver Fixing for the end of August were at \$1,392.75 and \$23.64, respectively. The Brent Index was at \$115.83 and the USD/THB was at 32.14.

The average daily trading value for SET was 39,227 mil baht. A decrease of 11.49% from the previous month.

TRADING STATISTICS

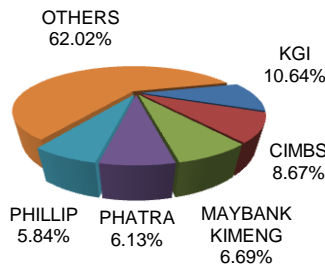
Unit : Contracts

Contract	Daily average volume		Open Interest (as of Aug 31, 2013)	YTD Volume
	Aug 2013	Aug 2012		
Futures	53,885	41,911	312,980	11,757,471
SET50	24,521	12,905	51,813	4,004,445
Precious Metals	8,415	13,460	16,658	1,684,514
Gold	8,414	13,401	16,645	1,683,296
Silver	1	59	13	1,218
Single Stock	19,742	11,747	231,899	5,847,823
Brent Crude Oil	127	709	322	36,764
USD	1,079	5,125	12,288	183,925
Options	180	126	3,761	45,137
SET50	180	126	3,761	45,137
TOTAL	54,065	42,038	316,741	11,802,608

BROKER RANKING

Unit : Contracts

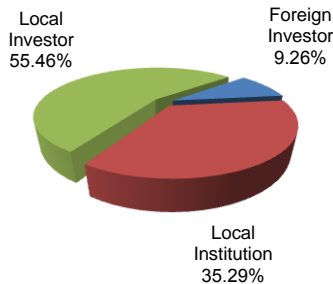
Rank	Broker	Volume	Percent
1	KGI	241,712	10.64%
2	CIMBS	196,834	8.67%
3	MAYBANK KIMENG	151,933	6.69%
4	PHATRA	139,287	6.13%
5	PHILLIP	132,685	5.84%
Top 5 total		862,451	37.97%



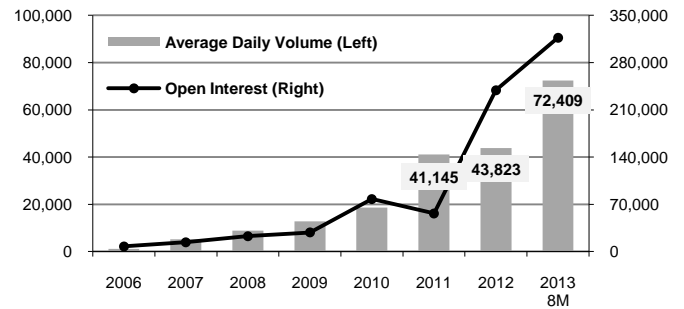
INVESTOR BREAKDOWN

Unit : Contracts

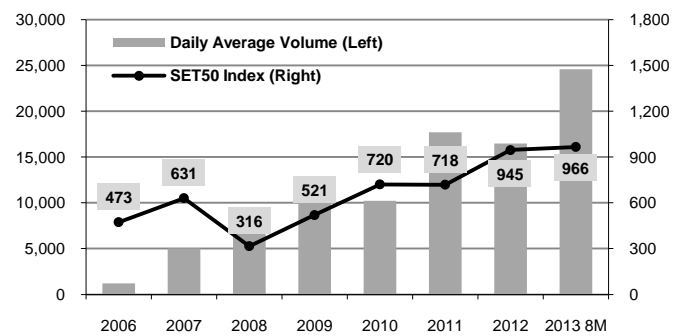
	Trading Volume		
	Long	Short	Net
Foreign Investor	103,738	106,480	(2,742)
Local Institution	385,757	415,490	(29,733)
Local Investor	645,873	613,398	32,475



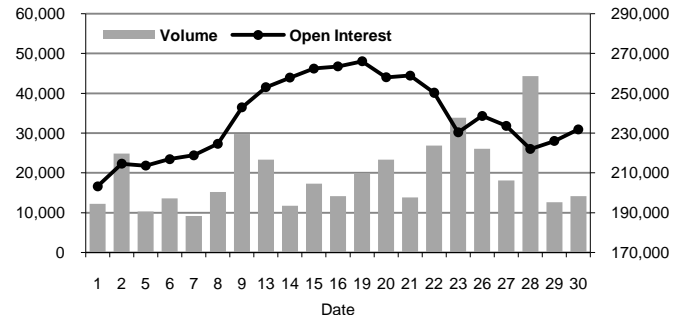
Total Market Average Daily Volume (as of Aug 31, 2013) and Open Interest (Contracts)



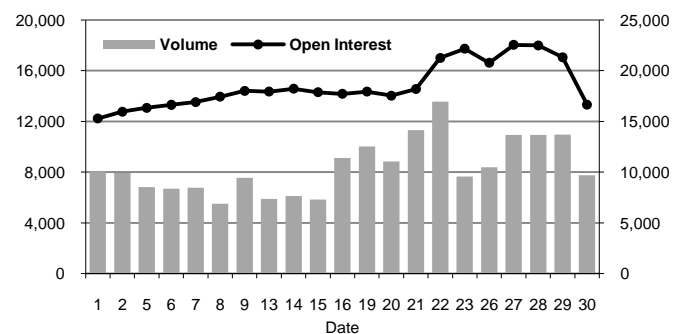
SET50 Futures Daily Average Volume and SET50 Index (as of Aug 31, 2013)



Single Stock Futures Volume and Open Interest (Aug 2013)



Gold Futures Volume and Open Interest (Aug 2013)



For more information:
www.TFEX.co.th