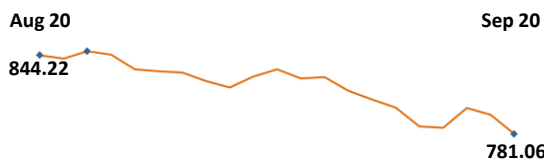
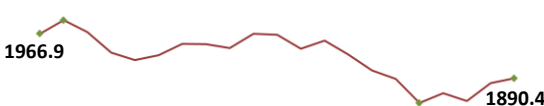


TFEX Volume Highlights

Price Movements



↓ -63.16 -7.48%
Points

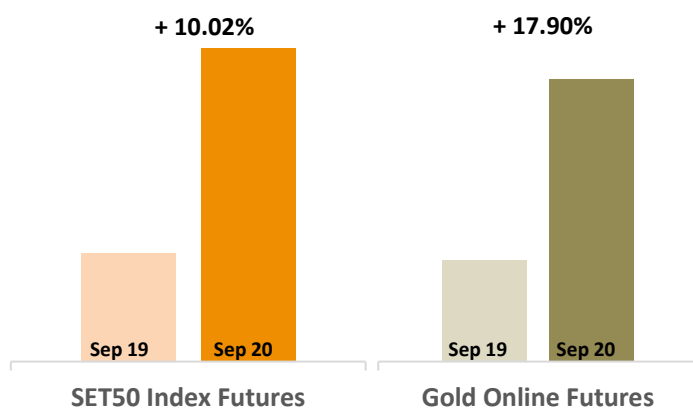


↓ -76.50 -3.89%
\$/t oz

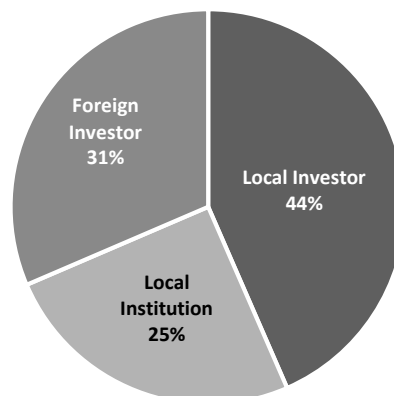


↑ 0.53 +1.69%
THB/USD

Trading Volume Highlights



Volume by Investor Type September 2020



		September		Change	January to September		Change
Products		2019	2020		2019	2020	
Equity	SET50 Index Futures	3,061,524	3,368,225	+ 10.02%	31,250,906	40,885,354	+ 30.83%
	Stock Futures	6,641,448	3,396,616	- 48.86%	38,305,825	32,790,264	- 14.40%
	SET50 Index Options	122,830	96,571	- 21.38%	1,264,457	1,072,736	- 15.16%
Metals	Gold Futures	377,142	195,651	- 48.12%	2,942,891	2,254,443	- 23.39%
	Gold Online Futures	422,384	497,978	+ 17.90%	2,696,533	6,306,714	+ 133.88%
	Gold-D Futures	4,549	57	- 98.75%	25,487	3,171	- 87.56%
Others	RSS3D Futures	5,054	104	- 97.94%	39,444	17,085	- 56.69%
	USD Futures	65,301	391,592	+ 499.67%	542,067	1,969,689	+ 263.37%
Total Volume		10,700,232	7,946,794	- 25.73%	77,067,610	85,299,456	+ 10.68%



For more information:
www.TFEX.co.th